

**Part No. 033525-00 Rev. A**  
**July 2020**

# **OmniSwitch AOS Release 8 Transceivers Guide**

## **8.7R1**

**Attention:** Use of any transceivers other than those part numbers listed in the Compatibility Matrices is prohibited. Failure to comply with these matrices is not guaranteed for proper performance and may result in voiding the warranty for the affected platforms.

Alcatel·Lucent   
Enterprise

[www.al-enterprise.com](http://www.al-enterprise.com)

**This user guide contains transceiver specifications and compatibility information for the OmniSwitch AOS Release 8 and supported platforms. The information described in this guide is subject to change without notice.**

The Alcatel-Lucent name and logo are trademarks of Nokia used under license by ALE. To view other trademarks used by affiliated companies of ALE Holding, visit: [www.al-enterprise.com/en/legal/trademarks-copyright](http://www.al-enterprise.com/en/legal/trademarks-copyright). All other trademarks are the property of their respective owners. The information presented is subject to change without notice. Neither ALE Holding nor any of its affiliates assumes any responsibility for inaccuracies contained herein.



**Service & Support Contact Information**

**North America: 800-995-2696**

**Latin America: 877-919-9526**

**EMEA: +800 00200100 (Toll Free) or +1(650)385-2193**

**Asia Pacific: +65 6240 8484**

**Web: [businessportal2.alcatel-lucent.com](http://businessportal2.alcatel-lucent.com)**

**Email: [ebg\\_global\\_supportcenter@al-enterprise.com](mailto:ebg_global_supportcenter@al-enterprise.com)**

# Contents

	<b>About This Guide</b> .....	v
	Supported Platforms .....	v
	Who Should Read this Manual? .....	vi
	When Should I Read this Manual? .....	vi
	What is Not in this Manual? .....	vi
	How is the Information Organized? .....	vi
	Documentation Roadmap .....	vii
	Related Documentation .....	ix
	Technical Support .....	x
<b>Chapter 1</b>	<b>Small Form-Factor Pluggables (SFP/SFP+/SFP28/QSFP+/QSFP28)</b> .....	1-1
	In This Chapter .....	1-1
	SFP MSA Specification .....	1-2
	Transceiver Installation and Removal .....	1-3
	40-Gigabit Fiber Optic Cables .....	1-6
	QSFP to QSFP 40G Fiber Optic Cable .....	1-6
	QSFP to SFP+ Splitter Fiber Optic Cable .....	1-6
	Gigabit Ethernet Transceivers .....	1-7
	Dual Speed Ethernet Transceivers .....	1-14
	100 FX Ethernet Transceivers .....	1-16
	10-Gigabit SFP+ Transceivers .....	1-20
	25-Gigabit SFP28 Transceivers .....	1-26
	40-Gigabit QSFP+ Transceivers .....	1-29
	100-Gigabit QSFP28 Transceivers .....	1-35
	Fibre Channel Transceivers .....	1-38
	GPON Transceivers .....	1-39
	Industrial Transceivers .....	1-40
<b>Chapter 2</b>	<b>Transceiver Compatibility Matrix</b> .....	1-47
	In This Chapter .....	1-47
	OmniSwitch 6465 Compatibility .....	1-48
	OmniSwitch 6465T Compatibility .....	1-49

OmniSwitch 6560 Compatibility .....	1-50
OmniSwitch 6860 Compatibility .....	1-53
OmniSwitch 6860N Compatibility .....	1-56
OmniSwitch 6865 Compatibility .....	1-59
OmniSwitch 6900 Compatibility .....	1-60
OmniSwitch 6900-V72/C32 Compatibility .....	1-63
OmniSwitch OS6900-T48C6/X48C6 Compatibility .....	1-66
OmniSwitch 9900 Compatibility .....	1-69

# About This Guide

This *OmniSwitch AOS Release 8 Transceivers Guide* provides specifications and compatibility information for the supported OmniSwitch transceivers for all OmniSwitch AOS Release 8 products.

## Supported Platforms

This information in this guide applies to the following products:

- OmniSwitch 6465
- OmniSwitch 6560
- OmniSwitch 6860(E)
- OmniSwitch 6865
- OmniSwitch 6900
- OmniSwitch 9900

## Who Should Read this Manual?

The audience for this user guide is network administrators and IT support personnel who need to provide network connectivity using SFP, SFP+, and QSFP+ transceivers.

## When Should I Read this Manual?

Read this guide as soon as you are ready to integrate your OmniSwitch into your network and you are ready to provide connectivity using the supported transceivers. You should have already stepped through the first login procedures and read the brief software overviews in the appropriate *OmniSwitch Hardware Guide*.

This guide includes information about the supported OmniSwitch transceivers.

- SFP/SFP+/QSFP+ specifications
- SFP/SFP+/QSFP+ compatibility information

## What is Not in this Manual?

Procedures for switch management methods, such as CLI, web-based (WebView or OmniVista) or SNMP, are outside the scope of this guide.

For information on WebView and SNMP switch management methods consult the *OmniSwitch Switch Management Guide*. Information on using WebView and OmniVista can be found in the context-sensitive on-line help available with those network management applications.

This guide is designed to provide transceiver specification and compatibility information only and is not intended as a reference for any CLI commands or configuration information. Refer to the Documentation Roadmap for a list of available user guides.

## How is the Information Organized?

Chapters in this guide are broken down by transceiver type.

**Specification Information.** Each transceiver has an associated table providing individual specifications for all supported transceivers.

**Compatibility Information.** A compatibility chart is provided for each transceiver specifying which modules or switch the transceiver is supported on.

# Documentation Roadmap

The OmniSwitch user documentation suite was designed to supply you with information at several critical junctures of the configuration process. The following section outlines a roadmap of the manuals that will help you at each stage of the configuration process. Under each stage, we point you to the manual or manuals that will be most helpful to you.

## Stage 1: Using the Switch for the First Time

**Pertinent Documentation:** *OmniSwitch Hardware Users Guide*  
*Release Notes*

This guide provides all the information you need to get your switch up and running the first time. It provides information on unpacking the switch, rack mounting the switch, installing NI modules, unlocking access control, setting the switch's IP address, and setting up a password. It also includes succinct overview information on fundamental aspects of the switch, such as hardware LEDs, the software directory structure, CLI conventions, and web-based management.

At this time you should also familiarize yourself with the Release Notes that accompanied your switch. This document includes important information on feature limitations that are not included in other user guides.

## Stage 2: Gaining Familiarity with Basic Switch Functions

**Pertinent Documentation:** *OmniSwitch Hardware Users Guide*  
*OmniSwitch AOS Release 8 Switch Management Guide*

Once you have your switch up and running, you will want to begin investigating basic aspects of its hardware and software. Information about switch hardware is provided in the *Hardware Guide*. This guide provide specifications, illustrations, and descriptions of all hardware components, such as chassis, power supplies, Chassis Management Modules (CMMs), Network Interface (NI) modules, and cooling fans. It also includes steps for common procedures, such as removing and installing switch components.

This guide is the primary users guide for the basic software features on a single switch. This guide contains information on the switch directory structure, basic file and directory utilities, switch access security, SNMP, and web-based management. It is recommended that you read this guide before connecting your switch to the network.

## Stage 3: Integrating the Switch Into a Network

**Pertinent Documentation:** *OmniSwitch AOS Release 8 Network Configuration Guide*  
*OmniSwitch AOS Release 8 Advanced Routing Configuration Guide*  
*OmniSwitch AOS Release 8 Data Center Switching Guide*

When you are ready to connect your switch to the network, you will need to learn how the OmniSwitch implements fundamental software features, such as 802.1Q, VLANs, Spanning Tree, and network routing protocols. The *Network Configuration Guide* contains overview information, procedures, and examples on how standard networking technologies are configured on the OmniSwitch.

The *Advanced Routing Guide* includes configuration information for networks using advanced routing technologies (OSPF and BGP) and multicast routing protocols (DVMRP and PIM-SM).

The *Data Center Switching Guide* includes configuration information for data center networks using virtualization technologies (SPBM and UNP) and Data Center Bridging protocols (PFC, ETC, and DCBX).

**Anytime**

The *OmniSwitch AOS Release 8 CLI Reference Guide* contains comprehensive information on all CLI commands supported by the switch. This guide includes syntax, default, usage, example, related CLI command, and CLI-to-MIB variable mapping information for all CLI commands supported by the switch. This guide can be consulted anytime during the configuration process to find detailed and specific information on each CLI command.



## Related Documentation

The following are the titles and descriptions of all the OmniSwitch user manuals:

- *OmniSwitch Hardware Users Guides*

Describes the hardware and software procedures for getting an OmniSwitch up and running as well as complete technical specifications and procedures for all OmniSwitch chassis, power supplies, fans, and Network Interface (NI) modules.

- *OmniSwitch AOS Release 8 CLI Reference Guide*

Complete reference to all CLI commands supported on the OmniSwitch. Includes syntax definitions, default values, examples, usage guidelines and CLI-to-MIB variable mappings.

- *OmniSwitch AOS Release 8 Switch Management Guide*

Includes procedures for readying an individual switch for integration into a network. Topics include the software directory architecture, image rollback protections, authenticated switch access, managing switch files, system configuration, using SNMP, and using web management software (WebView).

- *OmniSwitch AOS Release 8 Network Configuration Guide*

Includes network configuration procedures and descriptive information on all the major software features and protocols included in the base software package. Chapters cover Layer 2 information (Ethernet and VLAN configuration), Layer 3 information (routing protocols, such as RIP and IPX), security options (authenticated VLANs), Quality of Service (QoS), link aggregation, and server load balancing.

- *OmniSwitch AOS Release 8 Advanced Routing Configuration Guide*

Includes network configuration procedures and descriptive information on all the software features and protocols included in the advanced routing software package. Chapters cover multicast routing (DVMRP and PIM-SM), Open Shortest Path First (OSPF), and Border Gateway Protocol (BGP).

- *OmniSwitch AOS Release 8 Data Center Switching Guide*

Includes an introduction to the OmniSwitch data center switching architecture as well as network configuration procedures and descriptive information on all the software features and protocols that support this architecture. Chapters cover Shortest Path Bridging MAC (SPBM), Data Center Bridging (DCB) protocols, Virtual Network Profile (vNP), and the Edge Virtual Bridging (EVB) protocol.

- *OmniSwitch AOS Release 8 Transceivers Guide*

Includes transceiver specifications and product compatibility information.

- *OmniSwitch AOS Release 8 Specifications Guide*

Includes Specifications table information for the features documented in the Switch Management Guide, Network Configuration Guide, Advanced Routing Guide, and Data Center Switching Guide.

- Technical Tips, Field Notices

Includes information published by Alcatel-Lucent Enterprise's Customer Support group.

- *Release Notes*

Includes critical Open Problem Reports, feature exceptions, and other important information on the features supported in the current release and any limitations to their support.

# Technical Support

An Alcatel-Lucent service agreement brings your company the assurance of 7x24 no-excuses technical support. You'll also receive regular software updates to maintain and maximize your Alcatel-Lucent product's features and functionality and on-site hardware replacement through our global network of highly qualified service delivery partners.

With 24-hour access to Alcatel-Lucent Enterprise Service and Support web page, you'll be able to view and update any case (open or closed) that you have reported to Alcatel-Lucent Enterprise technical support, open a new case or access helpful release notes, technical bulletins, and manuals.

Access additional information on Alcatel-Lucent Enterprise Programs:

Web: [businessportal2.alcatel-lucent.com](http://businessportal2.alcatel-lucent.com)

Phone: 1-800-995-2696

Email: [ebg\\_global\\_supportcenter@al-enterprise.com](mailto:ebg_global_supportcenter@al-enterprise.com)

# 1 Small Form-Factor Pluggables (SFP/SFP+/SFP28/QSFP+/QSFP28)

OmniSwitch Series switches use both copper-based and fiber-based optical Small Form Factor Pluggable transceivers. These transceivers are fully hot-swappable and are available for both short-reach and long-reach applications. Copper-based and fiber-based optical transceivers can be mixed on the same module.

## In This Chapter

This chapter describes the technical specifications for all the OmniSwitch supported transceivers. For additional details about OmniSwitch modules, see the appropriate *OmniSwitch Hardware Guide*.

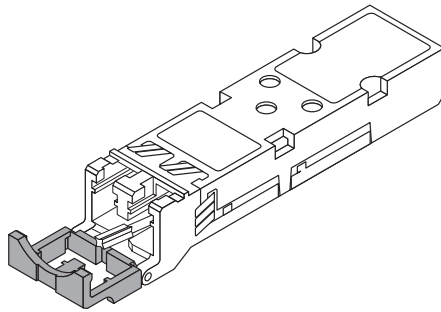
Transceiver specifications in this chapter include:

- SFP MSA Specifications. See [“SFP MSA Specification”](#) on page 1-2.
- Transceiver Installation. See [“Transceiver Installation and Removal”](#) on page 1-3.
- 40-Gigabit Fiber Optic Cable Overview. See [“40-Gigabit Fiber Optic Cables”](#) on page 1-6.
- Gigabit Ethernet Transceivers. See [“Gigabit Ethernet Transceivers”](#) on page 1-7.
- Dual Speed Ethernet Transceivers. See [“Dual Speed Ethernet Transceivers”](#) on page 1-14.
- 100-FX Ethernet Transceivers. See [“100 FX Ethernet Transceivers”](#) on page 1-16.
- 10-Gigabit SFP+ Transceivers. See [“10-Gigabit SFP+ Transceivers”](#) on page 1-20.
- 25-Gigabit SFP28 Transceivers. See [“25-Gigabit SFP28 Transceivers”](#) on page 1-26.
- 40-Gigabit QSFP+ Transceivers. See [“40-Gigabit QSFP+ Transceivers”](#) on page 1-29.
- 100-Gigabit QSFP28 Transceivers. See [“100-Gigabit QSFP28 Transceivers”](#) on page 1-35.
- Industrial Transceivers. See [“Industrial Transceivers”](#) on page 1-40.
- Fibre Channel Transceivers. See [“Fibre Channel Transceivers”](#) on page 1-38.
- GPON Transceivers. See [“GPON Transceivers”](#) on page 1-39.
- For a transceiver compatibility matrix, see [“Transceiver Compatibility Matrix”](#) on page 2-47.

# SFP MSA Specification

The Small Form-Factor Pluggable (SFP) MSA (Multi Source Agreement) is a specification for a common interface for optical modular transceivers. The SFP connector consists of a 20-pin receptacle and an SFP housing cage. The connector provides the interface for the hot pluggable SFP module. Each SFP module contains a serial interface to provide identification information that describes the SFP capabilities, stand interfaces, manufacturer and other information.

For information on installing SFPs, refer to the documentation included with the transceiver.



This diagram is a representation only; the physical appearance of the actual module may vary slightly.

## Small Form Factor Pluggable (SFP)

# Transceiver Installation and Removal

Follow the instructions below for the appropriate transceiver type.

**ESD Caution:** Before handling the module, you must discharge all static electricity on your person to avoid Electrostatic Discharge (ESD) damage. If using a wrist strap, ensure that the wrist strap touches your skin. Attach the other end of the strap to the chassis. If your chassis provides a grounding lug, this can be used. Refer to your hardware user guide for details.

If using a wrist strap, ensure that the wrist strap touches your skin. Attach the other end of the strap to the chassis. If your chassis provides a grounding lug, this can be used. Refer to your hardware user guide for details.

**Dust Exposure:** To reduce the risk of dust exposure and physical damage, be sure to replace the protective rubber cover (provided) when the SFP is not in use.

**Eye Safety:** SFP transceivers are international Class 1 laser products and are eye-safe devices *when operated within the limits of manufacturers' specifications*. Operating SFP transceivers in a manner inconsistent with intended usage and specification may result in hazardous radiation exposure.

---

**Note:** After removing a transceiver, wait for a minimum of 5 seconds before re-inserting any transceiver into the same port. This allows sufficient time for software to detect the removal of the transceiver.

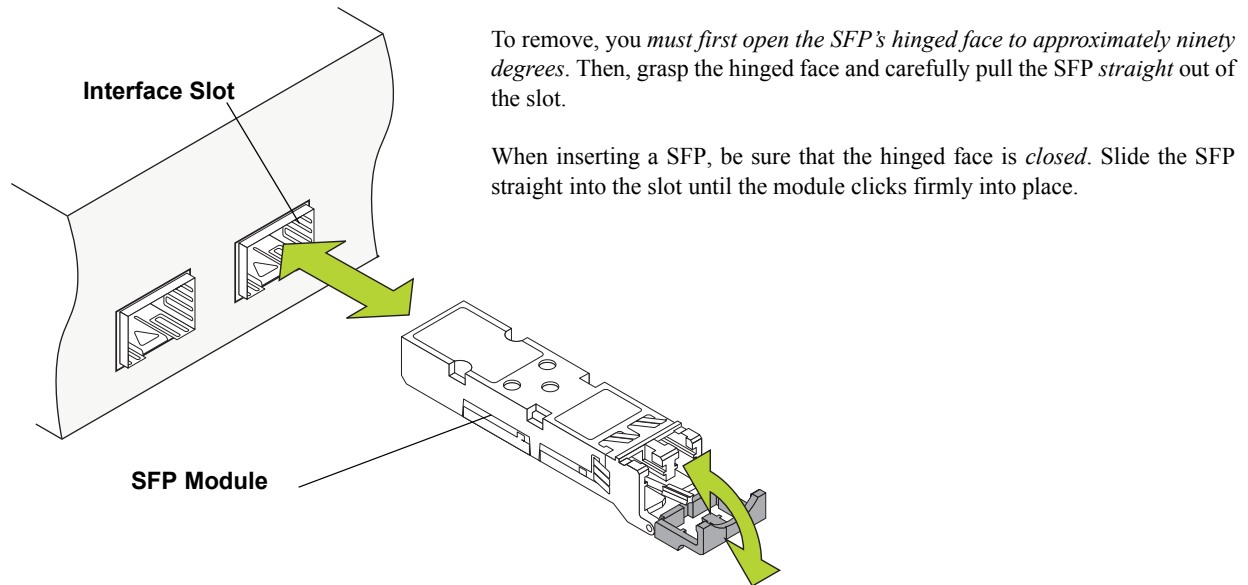
---

**Note:** *Never force the transceiver in or out of the transceiver slot.*

---

**Note:** *The design of the OS6865 chassis may result in a slight pressure on the transceiver cages. If the transceiver does not easily slide out of the slot, gently move the transceiver side-to-side while firmly pulling out.*

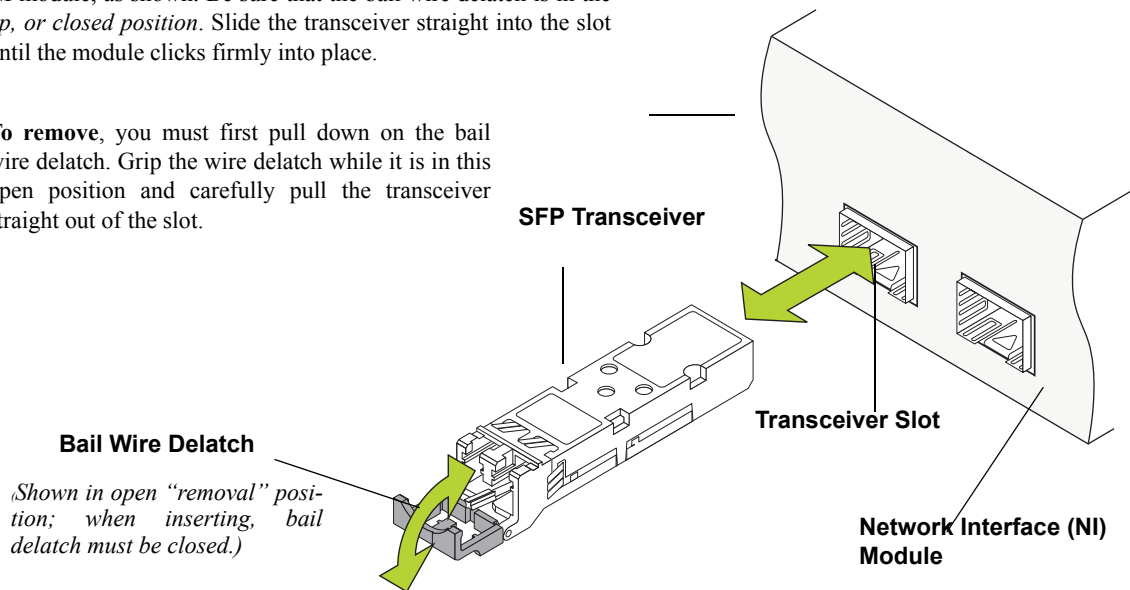
---



**SFP - Hinged**

**To install**, align the transceiver with the transceiver slot on the NI module, as shown. Be sure that the bail wire delatch is in the *up, or closed position*. Slide the transceiver straight into the slot until the module clicks firmly into place.

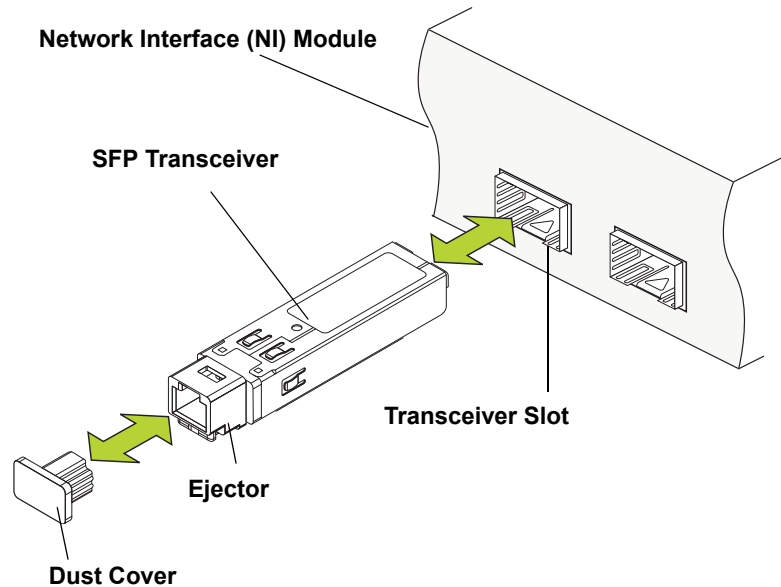
**To remove**, you must first pull down on the bail wire delatch. Grip the wire delatch while it is in this open position and carefully pull the transceiver straight out of the slot.



**SFP - Bail Wire**

**To install**, align the transceiver with the transceiver slot on the NI module, as shown. Carefully slide the transceiver back until it clicks into place; this is an indication that the connectors are firmly seated.

**To remove**, use the ejector tool (provided with each switch chassis) to push the transceiver's ejector button. The ejector button is located just below the transceiver port; refer to the diagram for more information. The transceiver will disengage from the connectors and eject slightly. Once disengaged, *use the clip end of the ejector tool* to carefully pull the transceiver straight out and away from the NI module.

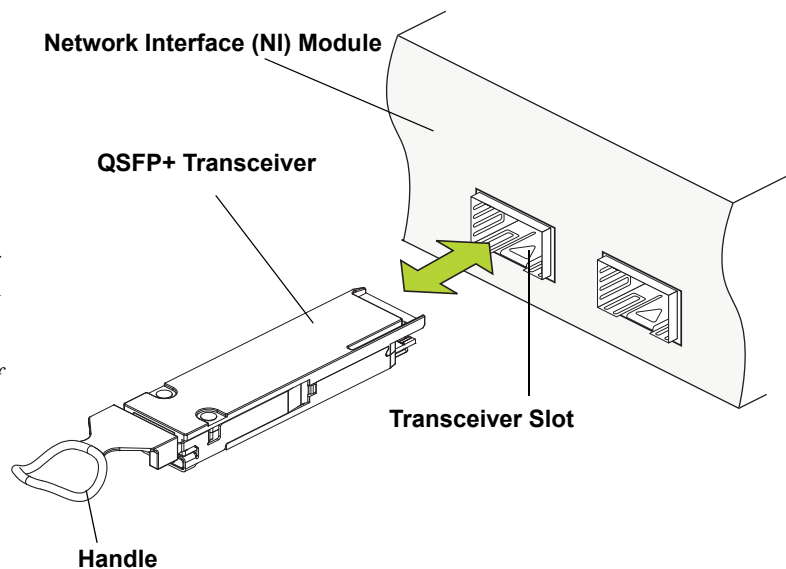


### SFP - Ejector Button

**To install**, align the transceiver with the transceiver slot on the NI module, as shown. Carefully slide the transceiver back until it clicks into place; this is an indication that the connectors are firmly seated.

**To remove**, use the rubber or metal ejector handle and pull transceiver straight out and away from the NI module.

**Note:** *Never force the transceiver in or out of the transceiver slot.*



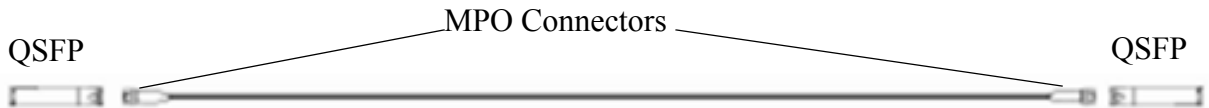
### QSFP+ - Removal

# 40-Gigabit Fiber Optic Cables

## QSFP to QSFP 40G Fiber Optic Cable

To directly connect two Omniswitches with a 40G transceiver, an MPO trunk cable can be used. The cable can have 8 or 12 fibers, however, the 40G standard only uses 8 fibers. The cable should be a Type-B cross-over cable. This type of cable should be used with the [QSFP-40G-SR](#) transceiver.

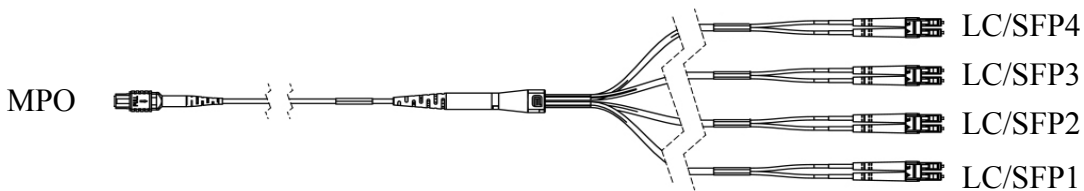
	Fiber	1	2	3	4	5-8	9	10	11	12
Type A	MPO1	Tx1	Tx2	Tx3	Tx4	N/A	Rx4	Rx3	Rx2	Rx1
	MPO2	Rx1	Rx2	Rx3	Rx4	N/A	Tx4	Tx3	Tx2	Tx1
	Fiber	1	2	3	4	5-8	9	10	11	12
Type B	Fiber	1	2	3	4	5-8	9	10	11	12
	MPO1	Rx1	Rx2	Rx3	Rx4	N/A	Tx4	Tx3	Tx2	Tx1
	MPO2	Tx1	Tx2	Tx3	Tx4	N/A	Rx4	Rx3	Rx2	Rx1
	Fiber	12	11	10	9	5-8	4	3	2	1



Example Type B - MPO Cable Connection

## QSFP to SFP+ Splitter Fiber Optic Cable

To connect a 40G transceiver to four 10G transceivers an MTP-LC splitter cable can be used. The MPO-LC cable has eight fibers that connect the 40G MPO connector to four 10G LC connectors. This type of cable should be used with the [QSFP-4X10G-SR](#) transceiver. The LC connectors can be manually rearranged to meet the necessary transmit/receive requirements.



Example MPO/LC Splitter Cable



# Gigabit Ethernet Transceivers

## SFP-GIG-SX

Gigabit SFP Optical Transceiver.

Connector Type	LC
Standards Supported	802.3z, SFP MSA
Connections Supported	1000Base-SX
Fiber Type	MMF
Wavelength	850 nm
Optical Power Output	-9.0 to -2.5 dBm
Receiver Sensitivity	-17 dBm
Transmission Distance	~300 m on 62.5/125 $\mu$ m ~550 m on 50/125 $\mu$ m
Operating Temperature	-20 °C to 85°C
Digital Diagnostic Monitoring	Supported (Alcatel-Lucent branded transceivers only)

## SFP-GIG-LX

Gigabit SFP Optical Transceiver.

Connector types	LC
Standards supported	802.3z, SFP MSA
Connections supported	1000Base-LX
Fiber Type	SMF
Wavelength	1310 nm
Optical Power Output	-9.5 to -3 dBm
Receiver Sensitivity	-19 dBm
Transmission Distance	~10 km
Operating Temperature	-40 °C to 85 °C
Digital Diagnostic Monitoring	Supported (Alcatel-Lucent branded transceivers only)

**SFP-GIG-LH40**

Gigabit SFP Optical Transceiver.

Connector Type	LC
Standards Supported	802.3z, SFP MSA
Connections Supported	1000Base-LH40r
Fiber Type	SMF
Wavelength	1310 nm
Optical Power Output	0 to +5 dBm
Receiver Sensitivity	-22 dBm
Transmission Distance	~40 km
Operating Temperature	-10 °C to 70 °C
Digital Diagnostic Monitoring	Supported

**SFP-GIG-LH70**

Gigabit SFP Optical Transceiver.

Connector Type	LC
Standards Supported	802.3z, SFP MSA
Connections Supported	1000Base-LH70
Fiber Type	SMF
Wavelength	1550 nm
Optical Power Output	0 to +5 dBm
Receiver Sensitivity	-22 dBm
Transmission Distance	~70 km
Operating Temperature	-10 °C to 70 °C
Digital Diagnostic Monitoring	Supported

**SFP-GIG-CWD**

Coarse Wavelength Division Multiplexing (CWDM) is an optical transceiver supporting single-mode fiber over various wavelengths. CWDMs are hot-pluggable and are available for long-reach applications.

Connector Type	LC
Standards Supported	802.3z, SFP MSA
Connections Supported	1000Base-LX
Fiber Type	SMF
Wavelength	1470, 1490, 1510, 1530, 1550, 1570, 1590, 1610
Optical Power Output	-2 to +3 dBm
Receiver Sensitivity	-24 dBm
Transmission Distances	~62 km
Operating Temperature	-5 °C to 70 °C
Digital Diagnostic Monitoring	Not Supported

**SFP-GIG-T**

Gigabit SFP Copper Transceiver.

Connector Type	RJ-45
Standards Supported	802.3z, SFP MSA
Connections supported	10/100/1000Base-T
Cable Type	CAT5, CAT5e, CAT6
Transmission Distance	~100 m
Digital Diagnostic Monitoring	Not Supported

**SFP-1G-T**

Gigabit SFP Copper Transceiver.

Connector Type	RJ-45
Standards Supported	802.3ab, SFP MSA
Connections supported	1000Base-T
Cable Type	CAT5, CAT5e, CAT6
Transmission Distance	~100 m
Operating Temperature	0 °C to 70 °C
Digital Diagnostic Monitoring	Not Supported

**SFP-GIG-EXTND**

Gigabit SFP Optical Transceiver.

Connector Type	LC
Standards Supported	802.3, SFP MSA
Connections Supported	-
Fiber Type	MMF
Wavelength	1310 nm
Saturation Power	0 dBm
Transmission Distance	~2 km
Operating Temperature	0 °C to 70 °C
Digital Diagnostic Monitoring	Supported

**SFP-GIG-BX-D**

Bi-Directional SFP Optical Transceiver.

Connector Type	LC
Standards Supported	802.3ah, SFP MSA
Connections Supported	1000Base-BX10
Fiber Type	SMF
Wavelength	Transmit: 1490 nm Receive: 1310 nm
Average Power Output	-9 to -3 dBm
Receiver Sensitivity	-19.5 dBm
Transmission Distance	~10 km
Operating Temperature	0 °C to 70 °C
Digital Diagnostic Monitoring	Supported
Notes:	Designed for use with SFP-GIG-BX-U

**SFP-GIG-BX-U**

Bi-Directional SFP Optical Transceiver.

Connector Type	LC
Standards Supported	802.3ah, SFP MSA
Connections Supported	1000Base-BX10
Fiber Type	SMF
Wavelength	Transmit: 1310 nm Receive: 1490 nm

**SFP-GIG-BX-U**

Bi-Directional SFP Optical Transceiver.

Average Power Output	-9 to -3 dBm
Receiver Sensitivity	-19.5 dBm
Transmission Distance	~10 km
Operating Temperature	0 °C to 70 °C
Digital Diagnostic Monitoring	Supported
Notes:	Designed for use with SFP-GIG-BX-D

**SFP-GIG-BX-D20**

Bi-Directional SFP Optical Transceiver.

Connector Type	LC
Standards Supported	802.3ah, SFP MSA
Connections Supported	1000Base-BX20
Fiber Type	SMF
Wavelength	Transmit: 1490 nm Receive: 1310 nm
Average Power Output	-8 to -3 dBm
Receiver Sensitivity	-23 dBm
Transmission Distance	~20 km
Operating Temperature	-5 °C to 70 °C
Digital Diagnostic Monitoring	Supported
Notes:	Designed for use with SFP-GIG-BX-U20

**SFP-GIG-BX-U20**

Bi-Directional SFP Optical Transceiver.

Connector Type	LC
Standards Supported	802.3ah, SFP MSA
Connections Supported	1000Base-BX20
Fiber Type	SMF

---

**SFP-GIG-BX-U20**

Bi-Directional SFP Optical Transceiver.

---

Wavelength	Transmit: 130 nm Receive: 1490 nm
Average Power Output	-8 to -3 dBm
Receiver Sensitivity	-23 dBm
Transmission Distance	~20 km
Operating Temperature	-5 °C to 70 °C
Digital Diagnostic Monitoring	Supported
Notes:	Designed for use with SFP-GIG-BX-D20

---

**SFP-GIG-BX-D40**

Bi-Directional SFP Optical Transceiver.

Connector Type	LC
Standards Supported	802.3ah, SFP MSA
Connections Supported	1000Base-BX40
Fiber Type	SMF
Wavelength	Transmit: 1490 nm Receive: 1310 nm
Average Power Output	-2 to +3 dBm
Receiver Sensitivity	-23 dBm
Transmission Distance	~40 km
Operating Temperature	-5 °C to 70 °C
Digital Diagnostic Monitoring	Supported
Notes:	Designed for use with SFP-GIG-BX-U40

**SFP-GIG-BX-U40**

Bi-Directional SFP Optical Transceiver.

Connector Type	LC
Standards Supported	802.3ah, SFP MSA
Connections Supported	1000Base-BX20
Fiber Type	SMF
Wavelength	Transmit: 1310 nm Receive: 1490 nm
Average Power Output	-2 to +3 dBm
Receiver Sensitivity	-23 dBm
Transmission Distance	~40 km
Operating Temperature	-5 °C to 70 °C
Digital Diagnostic Monitoring	Supported
Notes:	Designed for use with SFP-GIG-BX-D40

## Dual Speed Ethernet Transceivers

### SFP-DUAL-MM

#### SFP-DUAL-MM-N

Dual speed Optical Transceiver.

Connector Type	LC
Standards Supported	802.3ah, SFP MSA
Connections Supported	100Base-FX, 1000Base-LX
Fiber Type	MMF
Wavelength	1310 nm
Average Power Output	100Base-FX: -20 to -14 dBm 1000Base-LX: -11.5 to -3 dBm
Receiver Sensitivity	100Base-FX: -28 dBm 1000Base-LX: -22 dBm
Transmission Distance	550 m at 1.25 Gbps 2 km at 125 Mbps
Operating Temperature	-5 °C to 70 °C
Digital Diagnostic Monitoring	Supported

### SFP-DUAL-SM10

Dual speed Optical Transceiver.

Connector Type	LC
Standards Supported	802.3z, 802.3ah, SFP MSA
Connections Supported	100Base-FX, 1000Base-LX
Fiber Type	SMF
Wavelength	1310 nm
Average Power Output	100Base-FX: -15 to -8 dBm 1000Base-LX: -9.5 to -3 dBm
Receiver Sensitivity	100Base-FX: -28 dBm 1000Base-LX: -22 dBm
Transmission Distance	~10 km
Operating Temperature	0 °C to 70 °C
Digital Diagnostic Monitoring	Not Supported



**SFP-DUAL-BX-D**

Dual speed Optical Transceiver.

Connector Type	LC
Standards Supported	802.3z, 802.3ah, SFP MSA
Connections Supported	1000BASE-BX10-D
Fiber Type	SMF
Wavelength	Transmit: 1550 nm Receive: 1310 nm
Average Power Output	-9 to -3 dBm
Receiver Sensitivity	-18.7 dBm
Transmission Distance	~10 km
Operating Temperature	-5 °C to 70 °C
Digital Diagnostic Monitoring	Supported

**SFP-DUAL-BX-U**

Dual speed Optical Transceiver.

Connector Type	LC
Standards Supported	802.3z, 802.3ah, SFP MSA
Connections Supported	1000BASE-BX10-U
Fiber Type	SMF
Wavelength	Transmit: 1310 nm Receive: 1550 nm
Average Power Output	-9 to -3 dBm
Receiver Sensitivity	-18.7 dBm
Transmission Distance	~10 km
Operating Temperature	-5 °C to 70 °C
Digital Diagnostic Monitoring	Supported

# 100 FX Ethernet Transceivers

---

## SFP-100-BX20LT

Bi-Directional SFP Optical Transceiver.

Connector Type	SC
Standards Supported	802.3ah, SFP MSA, ITU-T G.983
Connections Supported	100Base-BX
Fiber Type	SMF
Wavelength	Transmit: 1550 nm Receive: 1310 nm
Average Power Output	-14 to -8 dBm
Receiver Sensitivity	-32 dBm
Transmission Distance	~20 km
Operating Temperature	0 °C to 70 °C
Digital Diagnostic Monitoring	Supported
Notes:	Designed for use with SFP-100-BX20NU.

---

## SFP-100-BX20NU

Bi-Directional SFP Optical Transceiver.

Connector Type	SC
Standards Supported	802.3ah, SFP MSA, ITU-T G.983
Connections Supported	100Base-BX
Fiber Type	SMF
Wavelength	Transmit: 1310 nm Receive: 1550 nm
Average Power Output	-14 to -8 dBm
Receiver Sensitivity	-32 dBm
Transmission Distance	~20 km
Operating Temperature	0 °C to 70 °C
Digital Diagnostic Monitoring	Supported
Notes:	Designed for use with SFP-100-BX20LT.

**SFP-100-BXLC-D**

Bi-Directional SFP Optical Transceiver.

Connector Type	LC
Standards Supported	802.3ah, SFP MSA, ITU-T G.983
Connections Supported	100Base-BX
Fiber Type	SMF
Wavelength	Transmit: 1550 nm Receive: 1310 nm
Average Power Output	-14 to -8 dBm
Receiver Sensitivity	-32 dBm
Transmission Distance	~20 km
Operating Temperature	0 °C to 70 °C
Digital Diagnostic Monitoring	Supported
Notes:	Designed for use with SFP-100-BXLC-U

**SFP-100-BXLC-U**

Bi-Directional SFP Optical Transceiver.

Connector Type	LC
Standards Supported	802.3ah, SFP MSA, ITU-T G.983
Connections Supported	100Base-BX
Fiber Type	SMF
Wavelength	Transmit: 1310 nm Receive: 1550 nm
Average Power Output	-14 to -8 dBm
Receiver Sensitivity	-32 dBm
Transmission Distance	~20 km
Operating Temperature	0 °C to 70 °C
Digital Diagnostic Monitoring	Supported
Notes:	Designed for use with SFP-100-BXLC-D

**SFP-100-LC-MM**

SFP Optical Transceiver.

Connector Type	LC
Standards Supported	802.3u, SFP MSA
Connections supported	100Base-FX
Fiber Type	MMF
Wavelength	1310 nm
Optical Power Output	-19 to -14 dBm on 62.5/125 $\mu$ m -22 to 14 dBm on 50/125 $\mu$ m
Transmission Distance	~2 km on 62.5/125 $\mu$ m ~2 km on 50/125 $\mu$ m
Operating Temperature	0 °C to 70 °C
Digital Diagnostic Monitoring	Not Supported

**SFP-100-LC-SM15**

SFP Optical Transceiver.

Connector Type	LC
Standards Supported	802.3u, SFP MSA
Connections Supported	100Base-FX
Fiber Type	SMF
Wavelength (nm)	1310 nm
Optical Power Output	-15 to -8 dBm
Receiver Sensitivity	-34 dBm
Transmission Distance	~15 km
Operating Temperature	0 °C to 70 °C
Digital Diagnostic Monitoring	Not Supported

**SFP-100-LC-SM40**

SFP Optical Transceiver.

Connector Type	LC
----------------	----

---

**SFP-100-LC-SM40**

SFP Optical Transceiver.

---

Standards Supported	802.3u, SFP MSA
Connections Supported	100Base-FX
Fiber Type	SMF
Wavelength	1310 nm
Optical Power Output	-15 to -8 dBm
Receiver Sensitivity	-34 dBm
Transmission Distances	~40 km
Operating Temperature	0 °C to 70 °C
Digital Diagnostic Monitoring	Not Supported

---

# 10-Gigabit SFP+ Transceivers

---

## SFP-10G-SR

10-Gigabit SFP+ Optical Transceiver.

Connector Type	LC
Standards Supported	802.3 Clause 52
Connections supported	10GBase-SR
Fiber Type	MMF
Wavelength	850 nm
Optical Power Output	-7.3 to -3.0 dBm
Receiver Sensitivity	-11.1 dBm
Transmission Distance	~ 300 m
Operating Temperature	-5 °C to 70°C
Maximum Power Consumption	1 W
Digital Diagnostic Monitoring	Supported

---

## SFP-10G-LR

10-Gigabit SFP+ Optical Transceiver.

Connector Type	LC
Standards Supported	802.3 Clause 52
Connections supported	10GBase-LR
Fiber Type	SMF
Wavelength	1310 nm
Optical Power Output	-8.2 to 0.5 dBm
Receiver Sensitivity	-10.3 dBm
Transmission Distance	~ 10 km
Operating Temperature	-5 °C to 70°C
Maximum Power Consumption	1 W
Digital Diagnostic Monitoring	Supported

**SFP-10G-ER**

10-Gigabit SFP+ Optical Transceiver.

Connector Type	LC
Standards Supported	802.3ae
Connections supported	10GBase-E
Fiber Type	SMF
Wavelength	1550 nm
Optical Power Output	-4.7 to 4.0 dBm
Receiver Sensitivity	-14.1 dBm
Transmission Distance	~ 40 km
Operating Temperature	-5 °C to 70 °C
Maximum Power Consumption	1.5 W
Digital Diagnostic Monitoring	Supported

**SFP-10G-LRM**

10-Gigabit SFP+ Optical Transceiver.

Connector Type	LC
Standards Supported	802.3aq
Connections supported	10GBase-LRM
Fiber Type	MMF
Wavelength	1310 nm
Optical Power Output	-4.5 to 1.5dBm
Receiver Sensitivity	-6.5 dBm
Transmission Distance	~ 220 m
Operating Temperature	-5 °C to 70°C
Maximum Power Consumption	1 Watt
Digital Diagnostic Monitoring	Supported

**SFP-10G-ZR**

10-Gigabit SFP+ Optical Transceiver.

Connector Type	LC
Standards Supported	802.3ae
Connections supported	10GBase-ZR
Fiber Type	SMF

**SFP-10G-ZR**

10-Gigabit SFP+ Optical Transceiver.

Wavelength	1550 nm
Optical Power Output	0 to +4 dBm
Receiver Sensitivity	-24 dBm
Transmission Distance	~ 80 km
Operating Temperature	0 °C to 70 °C
Maximum Power Consumption	1.2 W
Digital Diagnostic Monitoring	Supported

**SFP-10G-T**

10-Gigabit SFP+ Copper Transceiver.

Connector Type	RJ-45
Standards Supported	802.3az
Connections supported	10GBaseT
Cable Type	CAT6a/7
Transmission Distance	~30 m
Digital Diagnostic Monitoring	Not Supported

**SFP-10G-C**

10-Gigabit SFP+ Direct Attach Copper Cable.

Connector Type	Direct Attached Copper
Standards Supported	802.3ae, SFF-8431
Cable Length	1m, 3m, 7m <sup>1</sup>
Wire Gauge	24AWG
Bend Radius	1.25 in.
Digital Diagnostic Monitoring	Not Supported

1. Check for availability of additional supported lengths.

**SFP-10G-24DWD80**

10-Gigabit SFP+ Optical Transceiver.

Connector Type	LC
----------------	----



**SFP-10G-24DWD80**

10-Gigabit SFP+ Optical Transceiver.

Standards Supported	802.3ae
Connections supported	10GBase-ZR
Fiber Type	SMF
Wavelength	1558.17 nm
Optical Power Output	0 to 5dBm
Receiver Sensitivity	-23 dBm
Transmission Distance	~ 80 km
Operating Temperature	-5°C to 70°C
Maximum Power Consumption	1.2 Watt
Digital Diagnostic Monitoring	Supported

**SFP-10G-GIG-SR**

10-Gigabit SFP+ Optical Transceiver.

Connector Type	LC
Standards Supported	802.3-2005
Connections supported	10GBase-SR/SW, 1000Base-SX
Fiber Type	MMF
Wavelength	850 nm
Optical Power Output	-5 to -1 @ 10G -9.5 to -1dBm @ 1G
Receiver Sensitivity	-11.1 dBm @ 10G -17 dBm @ 1G
Transmission Distance	OM1: ~33m @ 10G, ~275m @ 1G OM2: ~82m @ 10G, ~550m @ 1G OM3: ~300m @ 10G, ~550m @ 1G
Operating Temperature	0°C to 70°C
Maximum Power Consumption	<1.0 Watt
Digital Diagnostic Monitoring	Supported

**SFP-10G-GIG-LR**

10-Gigabit SFP+ Optical Transceiver.

Connector Type	LC
Standards Supported	802.3-2005
Connections supported	10GBase-LR/LW, 1000Base-LX

**SFP-10G-GIG-LR**

10-Gigabit SFP+ Optical Transceiver.

Fiber Type	SMF
Wavelength	1310 nm
Optical Power Output	-8.2 to +5 dBm @ 10G -11 to -3 dBm @ 1G
Receiver Sensitivity	-12.6 dBm @ 10G -19 dBm @ 1G
Transmission Distance	~10 km
Operating Temperature	-5°C to 70°C
Maximum Power Consumption	<1.0 Watt
Digital Diagnostic Monitoring	Supported

**SFP-10G-BX-D**

Bi-Directional SFP+ Optical Transceiver.

Connector Type	LC
Standards Supported	SFP MSA
Connections Supported	10GBase-LR
Fiber Type	SMF
Wavelength	Transmit: 1330 nm Receive: 1270 nm
Average Power Output	-2 to +3 dBm
Receiver Sensitivity	-13 dBm
Transmission Distance	~10 km
Operating Temperature	0 °C to 70 °C
Digital Diagnostic Monitoring	Supported
Notes:	- Designed for use with SFP-10G-BX-U. - Does not support VFL connections.

**SFP-10G-BX-U**

Bi-Directional SFP+ Optical Transceiver.

Connector Type	LC
Standards Supported	SFP MSA
Connections Supported	10GBase-LR

**SFP-10G-BX-U**

Bi-Directional SFP+ Optical Transceiver.

Fiber Type	SMF
Wavelength	Transmit: 1270 nm Receive: 1330 nm
Average Power Output	-2 to +3 dBm
Receiver Sensitivity	-13 dBm
Transmission Distance	~10 km
Operating Temperature	0 °C to 70 °C
Digital Diagnostic Monitoring	Supported
Notes:	- Designed for use with SFP-10G-BX-D. - Does not support VFL connections.

**SFP-10G-CWDM**

10-Gigabit CWDM SFP+ transceiver.

Connector Type	LC
Standards Supported	SFP MSA, SFF-8472, SFF-8431, SFF-8432
Connections Supported	10GBASE-ER/EW
Fiber Type	SMF
Wavelength	1551 nm
Average Power Output	-1 to +4 dBm
Receiver Sensitivity	-16 dBm
Transmission Distance	40 km
Operating Temperature	-40°C to 85°C
Maximum Power Consumption	<2.3 Watt
Digital Diagnostic Monitoring	Supported

## 25-Gigabit SFP28 Transceivers

**CAUTION** - CLASS 1M LASER RADIATION WHEN OPEN. DO NOT VIEW DIRECTLY WITH OPTICAL INSTRUMENTS.

### SFP-25G-SR

25-Gigabit SFP28 Optical Transceiver.

Connector Type	LC
Compliant/Compatible* Standards	802.3by, SFP MSA, SFF-8472/8402/8432*/8431*
Applications	25GE SR, 100G SR4 fan out to 4x25GE SR, eCPRI
Fiber Type	MMF
Wavelength	850 nm
Optical Power Output	-8.4 to +2.4 dBm
Receiver Sensitivity	-5.2 dBm
Transmission Distance	OM2 - ~20 m OM3 - ~70 m OM4 - ~100 m
Operating Temperature	0 °C to 70°C
Maximum Power Consumption	1.2 W
Digital Diagnostic Monitoring	Supported

### SFP-25G-LR

25-Gigabit SFP28 Optical Transceiver.

Connector Type	LC
Compliant/Compatible* Standards	802.3by, SFP MSA, SFF-8472/8432*/8431*
Applications	25GE LR
Fiber Type	SMF
Wavelength	1310 nm
Optical Power Output	-7 to +2 dBm
Receiver Sensitivity	-11.3 dBm
Transmission Distance	~10 km
Operating Temperature	0 °C to 70°C
Maximum Power Consumption	1.5
Digital Diagnostic Monitoring	Supported

**SFP-25G-CLR**

25-Gigabit SFP28 Optical Transceiver.

Connector Type	LC
Compliant/Compatible Standards	SFP28 MSA, SFF-8431 and SFF-8432
Applications	25G Base-LR, CPRI 25G, OTU4
Fiber Type	SMF
Wavelength	1310 nm
Optical Power Output	-5.0 to +3.0 dBm
Receiver Sensitivity	-10.3 dBm
Transmission Distance	2 km
Operating Temperature	0 °C to 70°C
Maximum Power Consumption	1.5 W
Digital Diagnostic Monitoring	Supported

**SFP-25G-A20M**

25-Gigabit SFP28 Active Optical Cable.

Connector Type	Direct Attached
Compliant / Compatible* Standards	SFF-8431, SFF-8432*
Transmission Distance	20 m
Operating Temperature	0 °C to 70°C
Maximum Power Consumption	-
Digital Diagnostic Monitoring	Supported

**SFP-25G-C**

25-Gigabit SFP28 Direct Attach Copper Cable.

Connector Type	Direct Attached Copper
Standards Supported	802.3by
Cable Length	1m, 3m, 5m
Wire Gauge	26-30 AWG
Bend Radius	35 mm

---

**SFP-25G-C**

25-Gigabit SFP28 Direct Attach Copper Cable.

---

Digital Diagnostic Monitoring    Not Supported

---

## 40-Gigabit QSFP+ Transceivers

**CAUTION** - CLASS 1M LASER RADIATION WHEN OPEN. DO NOT VIEW DIRECTLY WITH OPTICAL INSTRUMENTS.

### QSFP-40G-SR

Four channel 40-Gigabit QSFP+ Optical Transceiver.

Connector Type	MPO
Standards Supported	802.3ba, QSFP+ MSA
Connections supported	40GBase-SR4
Fiber Type	MMF
Wavelength	850 nm
Optical Power Output	-7.6 to +2.4 dBm
Receiver Sensitivity	-5.4 dBm
Transmission Distance	OM3 - ~ 100 m OM4 - ~150 m
Operating Temperature	0 °C to 70°C
Maximum Power Consumption	1.5 W
Digital Diagnostic Monitoring	Supported <sup>1</sup>

### QSFP-40G-SR-BD

Dual channel 40-Gigabit QSFP+ Optical Transceiver.

Connector Type	LC
Standards Supported	802.3ba-2010, QSFP+ MSA
Connections supported	40GBase-SR4
Fiber Type	MMF
Wavelength	850 / 900 nm
Optical Power Output	-4.0 to +5.0 dBm
Receiver Sensitivity	-7.1 / -7.7 dBm
Transmission Distance	OM3 - ~ 100 m OM4 - ~150 m
Operating Temperature	10 °C to 70°C
Maximum Power Consumption	3.5 W
Digital Diagnostic Monitoring	Not Supported
Notes:	Does not support VFL connections.

**QSFP-40G-LR**

Four channel 40-Gigabit QSFP+ Optical Transceiver.

Connector Type	LC
Standards Supported	802.3ba, QSFP+ MSA
Connections supported	40GBase-LR4
Fiber Type	SMF
Wavelength(nm)	1264.5 – 1277.5 1284.5 – 1297.5 1304.5 – 1317.5 1324.5 – 1337.5
Optical Power Output	-7.0 to +2.3 dBm
Receiver Sensitivity	-11.5 dBm
Transmission Distance	10 km
Operating Temperature	0 °C to 70°C
Maximum Power Consumption	< 3.5 W
Digital Diagnostic Monitoring	Supported <sup>1</sup>

1. Supports the DDM parameters of Voltage (V), Temperature (T), Current (mA) and Input (dBm). If the threshold values of the transceiver are '0' then NS will be displayed in the DDM output display.

**QSFP-40G-ER**

Four channel 40-Gigabit QSFP+ Optical Transceiver.

Connector Type	LC
Standards Supported	802.3bm, QSFP+ MSA
Connections supported	40GBase-ER4
Fiber Type	SMF
Wavelength (nm)	1264.5 – 1277.5 1284.5 – 1297.5 1304.5 – 1317.5 1324.5 – 1337.5
Optical Power Output	-2.7 to +4.5 dBm
Receiver Sensitivity	-19.0 dBm
Transmission Distance	40 km
Operating Temperature	0 °C to 70°C
Maximum Power Consumption	< 3.5 W
Digital Diagnostic Monitoring	Supported <sup>1</sup>



**QSFP-40G-LM4**

Four channel 40-Gigabit QSFP+ Optical Transceiver.

Connector Type	LC
Standards Supported	802.3ba, QSFP+ MSA
Connections supported	40GBase-LM4
Fiber Type	MMF
Wavelength (nm)	1264.5 – 1277.5 1284.5 – 1297.5 1304.5 – 1317.5 1324.5 – 1337.5
Optical Power Output	-7.0 to +4.3 dBm
Receiver Sensitivity	-10.5 dBm
Transmission Distance	OM3 - ~ 140 m OM4 - ~160 m
Operating Temperature	0 °C to 70°C
Maximum Power Consumption	3.5 W
Digital Diagnostic Monitoring	Supported

**QSFP-40G-CLR**

Four channel 40-Gigabit QSFP+ Optical Transceiver.

Connector Type	LC
Standards Supported	802.3ba, QSFP+ MSA
Connections supported	40GBase-LR4
Fiber Type	SMF
Wavelength (nm)	1264.5 – 1277.5 1284.5 – 1297.5 1304.5 – 1317.5 1324.5 – 1337.5
Optical Power Output	-10.0 to +2.3 dBm
Receiver Sensitivity	-10.5 dBm
Transmission Distance	2 km
Operating Temperature	0 °C to 70°C
Maximum Power Consumption	2.5 W
Digital Diagnostic Monitoring	Supported

**QSFP-40G-C**

Four channel 40-Gigabit QSFP+ Direct Attach Copper Cable

Connector Type	Direct Attached Copper
Standards Supported	802.3ba, QSFP+ MSA
Cable Length	40cm, 1m, 3m, 7m <sup>1,2,3</sup>
Wire Gauge	26AWG
Bend Radius	1.69 in.
Digital Diagnostic Monitoring	Not Supported

1. Check for availability of lengths.
2. The QSFP-40G-C7M (7m) cable has been verified for proper operation when connected between OmniSwitch products. When connecting this cable between an OmniSwitch and other vendors' equipment, it's recommended to verify proper operation prior to network deployment.
3. When connecting any QSFP-40G-C direct attached transceiver between the OS9900 and the OS6900, auto-negotiation must be disabled on the OS9900 port.

**QSFP-4X10G-SR**

Four channel 40-Gigabit QSFP+ Optical Transceiver. Connects a single 40G QSFP+ port to four 10G SFP+ ports

Connector Type	MPO
Standards Supported	802.3ba, 802.3ae, QSFP+ MSA
Connections supported	40GBase-SR4, 10GBase-SR
Fiber Type	MMF
Wavelength	850 nm
Optical Power Output	-7.5 to +0.5 dBm
Receiver Sensitivity	-7.5 dBm (SRS)
Transmission Distance	OM3 - ~ 300 m OM4 - ~400 m
Operating Temperature	0 °C to 70°C
Maximum Power Consumption	1.5 W
Digital Diagnostic Monitoring	Supported

**QSFP-4X10G-C**

Four channel 40-Gigabit QSFP+ Direct Attached Copper Splitter Cable. Connects a single 40G QSFP+ port to four 10G SFP+ ports.

Connector Type	Direct Attached Copper Splitter Cable
Cable Length	1m, 3m, 5m
Digital Diagnostic Monitoring	Not Supported

**QSFP-40G-AOC20M**

Four channel 40-Gigabit QSFP+ active optical cable.

Connector Type	Direct attached
Standards Supported	802.3ba, QSFP+ MSA
Connections supported	40GBase-SR4
Cable Length	20 m
Bend Radius	45 mm
Operating Temperature	0 °C to 70°C
Maximum Power Consumption	< 1.3 W
Digital Diagnostics Monitoring	Supported

**OS6860-CBL-100**

20-Gigabit QSFP+ direct attached copper transceiver.

Connector Type	Direct Attached Copper
Standards Supported	802.3ba, QSFP+ MSA
Cable Length	1m
Wire Gauge	26AWG
Bend Radius	1.69 in.
Digital Diagnostics Monitoring	Not Supported

**OS6860-CBL-300**

20-Gigabit QSFP+ direct attached copper transceiver.

Connector Type	Direct Attached Copper
Standards Supported	802.3ba, QSFP+ MSA
Cable Length	3m
Wire Gauge	26AWG

---

**OS6860-CBL-300**

20-Gigabit QSFP+ direct attached copper transceiver.

---

Bend Radius	1.69 in.
Digital Diagnostics Monitoring	Not Supported

---

---

**OS6860-CBL-40**

20-Gigabit QSFP+ direct attached copper transceiver.

---

Connector Type	Direct Attached Copper
Standards Supported	802.3ba, QSFP+ MSA
Cable Length	40cm
Wire Gauge	26AWG
Bend Radius	1.69 in.
Digital Diagnostics Monitoring	Not Supported

---

# 100-Gigabit QSFP28 Transceivers

## QSFP-100G-SR4

Four channel 100-Gigabit QSFP28 Optical Transceiver.

Connector Type	MPO12
Standards Supported	802.3bm, QSFP28 MSA
Connections supported	100GBase-SR4
Fiber Type	MMF
Wavelength	850 nm
Optical Power Output	-8.4 to +2.4 dBm
Receiver Sensitivity	-7.2 dBm
Transmission Distance	OM3 - ~ 70 m OM4 - ~100 m
Operating Temperature	0 °C to 70°C
Maximum Power Consumption	3.5 W
Digital Diagnostic Monitoring	Supported

## QSFP-100G-LR4

Four channel 100-Gigabit QSFP28 Optical Transceiver.

Connector Type	LC
Standards Supported	802.3ba, QSFP28 MSA
Connections supported	100GBase-LR4
Fiber Type	SMF
Wavelength (nm)	1294.53 – 1296.59 1299.02 – 1301.09 1303.54 – 1305.63 1308.09 – 1310.19
Optical Power Output	-4.3 to +4.5 dBm
Receiver Sensitivity	-8.6 dBm
Transmission Distance	10 km
Operating Temperature	0 °C to 70°C
Maximum Power Consumption	3.5 W
Digital Diagnostic Monitoring	Supported

**QSFP-100G-CLR4**

Four channel 100-Gigabit QSFP28 Optical Transceiver.

Connector Type	LC
Standards Supported	802.3ba, QSFP28 MSA
Connections supported	100GBase-LR4 Lite
Fiber Type	SMF
Wavelength (nm)	1294.53 – 1296.59 1299.02 – 1301.09 1303.54 – 1305.63 1308.09 – 1310.19
Optical Power Output	-6.0 to +4.5 dBm
Receiver Sensitivity	-8.4 dBm
Transmission Distance	2 km
Operating Temperature	0 °C to 70°C
Maximum Power Consumption	3.5 W
Digital Diagnostic Monitoring	Supported

**QSFP-100G-A20M**

Four channel 100-Gigabit QSFP28 Active Optical Cable.

Connector Type	Direct Attached
Fiber Type	MMF
Transmission Distance	20 m
Operating Temperature	0 °C to 70°C
Maximum Power Consumption	3.5 W
Digital Diagnostic Monitoring	Not Supported
Notes:	Auto-negotiation should be disabled and FEC configured to RS.

**QSFP-100G-CWDM4**

Four channel 100-Gigabit QSFP28 Optical Transceiver.

Connector Type	LC
Standards Supported	802.3bm, QSFP28 MSA
Connections supported	MPO12
Fiber Type	SMF
Wavelength (nm)	1264.5 – 1277.5 1284.5 – 1297.5 1304.5 – 1317.5 1324.5 – 1337.5
Optical Power Output	-4.0 to +2.5 dBm
Receiver Sensitivity	-10 dBm
Transmission Distance	2 km
Operating Temperature	0 °C to 70°C
Maximum Power Consumption	3.5 W
Digital Diagnostic Monitoring	Supported

**QSFP-100G-C**

Four channel 100-Gigabit QSFP28 Direct Attached Copper Cable.

Connector Type	Direct Attached Copper Cable
Cable Length	1m, 3m, 5m
Digital Diagnostic Monitoring	Not Supported

**QSFP-4X25G-C**

Four channel 100-Gigabit QSFP+ Direct Attached Copper Splitter Cable. Connects a single 100G QSFP28 port to four 25G QSFP28ports

Connector Type	Direct Attached Copper Cable
Cable Length	1m, 3m, 5m
Digital Diagnostic Monitoring	Not Supported

# Fibre Channel Transceivers

---

## SFP-FC-SR

Triple-speed SFP+ Fibre Channel optical transceiver.

Connector Type	LC
Standards Supported	FC-P1-4
Connections supported	Auto-sensing 2G, 4G, 8G
Fiber Type	MMF
Wavelength	850 nm
Average Optical Power Output	-8.2 dBm
Transmission Distance <sup>1</sup>	OM3: ~150m @ 8Gbps, 310m @ 4Gbps, 500m @ 2Gbps OM1: ~21m @ 8Gbps, 70m @ 4Gbps, 150m @ 2Gbps
Operating Temperature	0 °C to 85°C
Maximum Power Consumption	3.3 V
Digital Diagnostic Monitoring	Supported

1. Distances based on FC-P1-4 specification.



## GPON Transceivers

---

**SFP-GPON-B20**

GPON Class B+ ONT SFP transceiver. 1244 Mbps Tx, 2488 Mbps Rx Asymmetric Data Rate.

---

Connector Type	SC/APC
Standards Supported	SFP MSA, FSAN G.984.2, ITU-T G.988
Fiber Type	SMF
Wavelength	1310 nm
Average Optical Power Output	0.5 to 5 dBm
Receiver Sensitivity	-28 dBm
Transmission Distance	20 km
Operating Temperature	-40 °C to 85°C
Maximum Power Consumption	2 W
Digital Diagnostic Monitoring	Supported

---

# Industrial Transceivers

---

## iSFP-GIG-SX

Gigabit SFP Optical Transceiver.

Connector Type	LC
Standards Supported	802.3z, SFP MSA
Connections Supported	1000Base-SX
Fiber Type	MMF
Wavelength	850 nm
Optical Power Output	-9.0 to -2.5 dBm
Receiver Sensitivity	-18 dBm
Transmission Distance	~300 m on 62.5/125 $\mu$ m ~500 m on 50/125 $\mu$ m
Operating Temperature	-40°C to 85°C
Digital Diagnostic Monitoring	Supported

---

## iSFP-GIG-LX

Gigabit SFP Optical Transceiver.

Connector types	LC
Standards supported	802.3z, SFP MSA
Connections supported	1000Base-LX
Fiber Type	SMF
Wavelength	1310 nm
Optical Power Output	-9.5 to -3 dBm
Receiver Sensitivity	-19 dBm
Transmission Distance	~10 km
Operating Temperature	-40 °C to 85 °C
Digital Diagnostic Monitoring	Supported (Alcatel-Lucent branded transceivers only)

**iSFP-GIG-LH40**

Gigabit SFP Optical Transceiver.

Connector Type	LC
Standards Supported	802.3z, SFP MSA
Connections Supported	1000Base-LH40
Fiber Type	SMF
Wavelength	1310 nm
Optical Power Output	-2 to +3 dBm
Receiver Sensitivity	-23 dBm
Transmission Distance	~40 km
Operating Temperature	-40 °C to 85 °C
Digital Diagnostic Monitoring	Supported

**iSFP-GIG-LH70**

Gigabit SFP Optical Transceiver.

Connector Type	LC
Standards Supported	802.3z, SFP MSA
Connections Supported	1000Base-LH70
Fiber Type	SMF
Wavelength	1550 nm
Optical Power Output	0 to +5 dBm
Receiver Sensitivity	-22 dBm
Transmission Distance	~70 km
Operating Temperature	-40 °C to 85°C
Digital Diagnostic Monitoring	Supported

**iSFP-GIG-T**

Gigabit SFP Copper Transceiver.

Connector Type	RJ-45
Standards Supported	802.3z, SFP MSA
Connections supported	10/100/1000Base-T
Cable Type	CAT5, CAT5e, CAT6
Transmission Distance	~100 m
Operating Temperature	-40 °C to 85 °C
Digital Diagnostic Monitoring	Not Supported

**iSFP-GIG-BX-D**

Bi-Directional SFP Optical Transceiver.

Connector Type	LC
Standards Supported	802.3ah, SFP MSA
Connections Supported	1000Base-BX10
Fiber Type	SMF
Wavelength	Transmit: 1490 nm Receive: 1310 nm
Average Power Output	-9 to -3 dBm
Receiver Sensitivity	-19.5 dBm
Transmission Distance	~10 km
Operating Temperature	-40 °C to 85 °C
Digital Diagnostic Monitoring	Supported
Notes:	Designed for use with iSFP-GIG-BX-U

**iSFP-GIG-BX-U**

Bi-Directional SFP Optical Transceiver.

Connector Type	LC
Standards Supported	802.3ah, SFP MSA
Connections Supported	1000Base-BX10
Fiber Type	SMF
Wavelength	Transmit: 1310 nm Receive: 1490 nm

**iSFP-GIG-BX-U**

Bi-Directional SFP Optical Transceiver.

Average Power Output	-9 to -3 dBm
Receiver Sensitivity	-19.5 dBm
Transmission Distance	~10 km
Operating Temperature	-40 °C to 85 °C
Digital Diagnostic Monitoring	Supported
Notes:	Designed for use with iSFP-GIG-BX-D

**iSFP-10G-LR**

10-Gigabit SFP+ Optical Transceiver.

Connector Type	LC
Standards Supported	802.3 Clause 52
Connections supported	10GBase-LR
Fiber Type	SMF
Wavelength	1310 nm
Optical Power Output	-8.2 to 0.5 dBm
Receiver Sensitivity	-10.3 dBm
Transmission Distance	~ 10 km
Operating Temperature	-40 °C to 85 °C
Maximum Power Consumption	1 W
Digital Diagnostic Monitoring	Supported

**iSFP-10G-ER**

10-Gigabit SFP+ Optical Transceiver.

Connector Type	LC
Standards Supported	802.3ae
Connections supported	10GBase-E
Fiber Type	SMF
Wavelength	1550 nm
Optical Power Output	-4.7 to 4.0 dBm
Receiver Sensitivity	-14.1 dBm
Transmission Distance	~ 40 km
Operating Temperature	-40 °C to 85 °C
Maximum Power Consumption	1.5 W

**iSFP-10G-ER**

10-Gigabit SFP+ Optical Transceiver.

Digital Diagnostic Monitoring	Supported
-------------------------------	-----------

**iSFP-10G-ZR**

10-Gigabit SFP+ Optical Transceiver.

Connector Type	LC
Standards Supported	802.3ae
Connections supported	10GBase-ZR
Fiber Type	SMF
Wavelength	1550 nm
Optical Power Output	0 to +4 dBm
Receiver Sensitivity	-24 dBm
Transmission Distance	~ 80 km
Operating Temperature	-40 °C to 85°C
Maximum Power Consumption	1.2 W
Digital Diagnostic Monitoring	Supported

**iSFP-10G-C**

10-Gigabit SFP+ Direct Attach Copper Cable.

Connector Type	Direct Attached Copper
Standards Supported	802.3ae, SFF-8431
Cable Length	1m, 3m, 7m <sup>1</sup>
Wire Gauge	24AWG
Bend Radius	1.25 in.
Operating Temperature	-40 °C to 85 °C
Digital Diagnostic Monitoring	Not Supported

1. Check for availability of lengths.

**OS6865-CBL-40/100/300**

Four channel 40-Gigabit QSFP+ Direct Attach Copper Cable

Connector Type	Direct Attached Copper
Standards Supported	802.3ba, QSFP+ MSA
Cable Length	40cm, 1m, 3m

**OS6865-CBL-40/100/300**

Four channel 40-Gigabit QSFP+ Direct Attach Copper Cable

Wire Gauge	26AWG
Bend Radius	1.69 in.
Operating Temperature	-40°C to 85°C
Digital Diagnostic Monitoring	Not Supported

**iSFP-100-MM**

SFP Optical Transceiver.

Connector Type	LC
Standards Supported	SFP MSA
Connections supported	100Base-FX
Fiber Type	MMF
Wavelength	1310 nm
Optical Power Output	-20 to -14 dBm on 62.5/125µm
Receiver Sensitivity	-31 dBm
Transmission Distance	~2 km on 62.5/125µm
Operating Temperature	-40 °C to 85 °C
Digital Diagnostic Monitoring	Not Supported

**iSFP-100-SM15**

SFP Optical Transceiver.

Connector Type	LC
Standards Supported	SFP MSA
Connections Supported	100Base-FX
Fiber Type	SMF
Wavelength (nm)	1310 nm
Optical Power Output	-15 to -8 dBm
Receiver Sensitivity	-28 dBm
Transmission Distance	~15 km
Operating Temperature	-40 °C to 85 °C
Digital Diagnostic Monitoring	Not Supported

---

**iSFP-100-SM40**

SFP Optical Transceiver.

---

Connector Type	LC
Standards Supported	SFP MSA
Connections Supported	100Base-FX
Fiber Type	SMF
Wavelength (nm)	1310 nm
Optical Power Output	-5 to 0 dBm
Receiver Sensitivity	-34 dBm
Transmission Distance	~40 km
Operating Temperature	-40 °C to 85 °C
Digital Diagnostic Monitoring	Supported

---



# 2 Transceiver Compatibility Matrix

## In This Chapter

The following sections document the transceiver configurations and minimum release required for support on the OmniSwitch.

Compatibility specifications in this chapter include:

- OmniSwitch 6465. See [“OmniSwitch 6465 Compatibility”](#) on page 2-48
- OmniSwitch 6465T. See [“OmniSwitch 6465T Compatibility”](#) on page 2-49
- OmniSwitch 6560. See [“OmniSwitch 6560 Compatibility”](#) on page 2-51
- OmniSwitch 6860. See [“OmniSwitch 6860 Compatibility”](#) on page 2-54
- OmniSwitch 6860N. See [“OmniSwitch 6860N Compatibility”](#) on page 2-57
- OmniSwitch 6865. See [“OmniSwitch 6865 Compatibility”](#) on page 2-60
- OmniSwitch 6900 . See [“OmniSwitch 6900 Compatibility”](#) on page 2-61
- OmniSwitch 6900-V72/C32 . See [“OmniSwitch 6900-V72/C32 Compatibility”](#) on page 2-64
- OmniSwitch 6900-T48C6/X48C6 . See [“OmniSwitch OS6900-T48C6/X48C6 Compatibility”](#) on page 2-67
- OmniSwitch 9900. See [“OmniSwitch 9900 Compatibility”](#) on page 2-70

---

**Note:** For transceivers supporting Digital Diagnostics Monitoring there may be a slight variance between actual and reported values for both the transmit and receive side depending on the transceiver.

---

# OmniSwitch 6465 Compatibility

The following table shows the available transceivers and minimum release required for support:

Transceiver	OS6465
<a href="#">iSFP-GIG-SX</a>	8.5R1
<a href="#">iSFP-GIG-LX</a>	8.5R1
<a href="#">iSFP-GIG-LH40</a>	8.5R1
<a href="#">iSFP-GIG-LH70</a>	8.5R1
<a href="#">iSFP-GIG-BX-D</a>	8.5R1
<a href="#">iSFP-GIG-BX-U</a>	8.5R1
<a href="#">iSFP-GIG-T</a>	8.5R1
<a href="#">iSFP-10G-LR</a>	8.5R2
<a href="#">iSFP-10G-ER</a>	8.5R2
<a href="#">iSFP-10G-ZR</a>	8.7R1
<a href="#">iSFP-10G-C</a>	8.5R2
(1M/3M/7M)	
<a href="#">iSFP-100-MM</a>	8.5R1
<a href="#">iSFP-100-SM15</a>	8.5R1
<a href="#">iSFP-100-SM40</a>	8.5R1
<a href="#">SFP-GPON-B20</a>	Not Supported

# OmniSwitch 6465T Compatibility

The following table shows the available transceivers and minimum release required for support:

Transceiver	OmniSwitch 6465T
<a href="#">SFP-GIG-SX</a>	8.6R1
<a href="#">SFP-GIG-LX</a>	8.6R1
<a href="#">SFP-GIG-LH40</a>	8.6R1
<a href="#">SFP-GIG-LH70</a>	8.6R1
<a href="#">SFP-GIG-CWD</a>	Not Supported
<a href="#">SFP-GIG-T</a>	8.6R
<a href="#">SFP-1G-T</a>	8.6R2
<a href="#">SFP-GIG-EXTND</a>	8.6R1
<a href="#">SFP-GIG-BX-D</a>	8.6R1
<a href="#">SFP-GIG-BX-U</a>	8.6R1
<a href="#">SFP-GIG-BX-D20</a>	Not Supported
<a href="#">SFP-GIG-BX-U20</a>	Not Supported
<a href="#">SFP-GIG-BX-D40</a>	Not Supported
<a href="#">SFP-GIG-BX-U40</a>	Not Supported
<a href="#">SFP-DUAL-MM</a>	8.6R1
<a href="#">SFP-DUAL-MM-N</a>	8.6R1
<a href="#">SFP-DUAL-SM10</a>	Not Supported
<a href="#">SFP-DUAL-BX-D</a>	8.6R1
<a href="#">SFP-DUAL-BX-U</a>	8.6R1
<a href="#">SFP-100-BX20LT</a>	8.6R1
<a href="#">SFP-100-BX20NU</a>	8.6R1
<a href="#">SFP-100-BXLC-D</a>	8.6R1
<a href="#">SFP-100-BXLC-U</a>	8.6R1
<a href="#">SFP-100-LC-MM</a>	8.6R1
<a href="#">SFP-100-LC-SM15</a>	8.6R1
<a href="#">SFP-100-LC-SM40</a>	8.6R1
<a href="#">SFP-10G-C<sup>1</sup></a> - <a href="#">SFP-10G-C1M</a> - <a href="#">SFP-10G-C3M</a> - <a href="#">SFP-10G-C7M</a> - <a href="#">OS6465T-CBL-60</a> - <a href="#">OS6465T-CBL-1M</a> - <a href="#">OS6465T-CBL-3M</a>	8.5R2
<a href="#">SFP-GPON-B20</a>	Not Supported

1. Supported for VFL connections only.

# OmniSwitch 6560 Compatibility

The following table shows the available transceivers and minimum release required for support:

Transceiver	OmniSwitch 6560
<a href="#">SFP-GIG-SX</a>	8.4.1.R02
<a href="#">SFP-GIG-LX</a>	8.4.1.R02
<a href="#">SFP-GIG-LH40</a>	8.4.1.R02
<a href="#">SFP-GIG-LH70</a>	8.4.1.R02
<a href="#">SFP-GIG-CWD</a>	Not Supported
<a href="#">SFP-GIG-T<sup>1</sup></a>	8.4.1.R02
<a href="#">SFP-1G-T</a>	8.6R2
<a href="#">SFP-GIG-EXTND</a>	8.4.1.R02
<a href="#">SFP-GIG-BX-D</a>	8.4.1.R02
<a href="#">SFP-GIG-BX-U</a>	8.4.1.R02
<a href="#">SFP-GIG-BX-D20</a>	8.4.1.R02
<a href="#">SFP-GIG-BX-U20</a>	8.4.1.R02
<a href="#">SFP-GIG-BX-D40</a>	8.4.1.R02
<a href="#">SFP-GIG-BX-U40</a>	8.4.1.R02
<a href="#">SFP-DUAL-MM<sup>1</sup></a>	8.4.1.R02
<a href="#">SFP-DUAL-MM-N<sup>1</sup></a>	8.4.1.R02
<a href="#">SFP-DUAL-SM10<sup>1</sup></a>	Not Supported
<a href="#">SFP-DUAL-BX-D<sup>1</sup></a>	8.4.1.R02
<a href="#">SFP-DUAL-BX-U<sup>1</sup></a>	8.4.1.R02
<a href="#">SFP-100-BX20LT</a>	Not Supported
<a href="#">SFP-100-BX20NU</a>	Not Supported
<a href="#">SFP-100-BXLC-D</a>	Not Supported
<a href="#">SFP-100-BXLC-U</a>	Not Supported
<a href="#">SFP-100-LC-MM</a>	Not Supported
<a href="#">SFP-100-LC-SM15</a>	Not Supported
<a href="#">SFP-100-LC-SM40</a>	Not Supported
<a href="#">SFP-10G-SR</a>	8.4.1.R02
<a href="#">SFP-10G-LR</a>	8.4.1.R02
<a href="#">SFP-10G-ER</a>	8.4.1.R02
<a href="#">SFP-10G-LRM<sup>7</sup></a>	8.6R2
<a href="#">SFP-10G-ZR</a>	8.4.1.R02 or 8.6R1 <sup>6</sup>
<a href="#">SFP-10G-T</a>	8.4.1.R02

Transceiver	OmniSwitch 6560
<b>SFP-10G-C<sup>3</sup></b> - SFP-10G-C1M - SFP-10G-C3M - SFP-10G-C7M	8.4.1.R02
<b>SFP-10G-24DWD80</b>	Not Supported
<b>SFP-10G-GIG-SR<sup>4</sup></b>	8.4.1.R02
<b>SFP-10G-GIG-LR<sup>4</sup></b>	8.4.1.R02
<b>SFP-10G-BX-D<sup>5</sup></b>	8.6R1
<b>SFP-10G-BX-U<sup>5</sup></b>	8.6R1
<b>SFP-10G-CWDM</b>	8.6R1
<b>SFP-FC-SR</b>	Not Supported
<b>QSFP-40G-SR<sup>2</sup></b>	8.4.1.R02
<b>QSFP-40G-SR-BD</b>	Not Supported
<b>QSFP-40G-LR</b>	Not Supported
<b>QSFP-40G-ER</b>	Not Supported
<b>QSFP-40G-LM4</b>	Not Supported
<b>QSFP-40G-CLR</b>	Not Supported
<b>QSFP-40G-C<sup>2</sup></b> - QSFP-40G-C40CM - QSFP-40G-C1M - QSFP-40G-C3M - QSFP-40G-C7M - OS6560-CBL-100 - OS6560-CBL-300 - OS6560-CBL-40	8.4.1.R02
<b>QSFP-4X10G-SR</b>	Not Supported
<b>QSFP-4X10G-C</b> - QSFP-4X10G-C1M - QSFP-4X10G-C3M - QSFP-4X10G-C5M	Not Supported
<b>QSFP-40G-AOC20M<sup>2</sup></b>	8.4.1.R02
<b>SFP-GPON-B20</b>	Not Supported

**NOTE:** Ports 25/26 (OS6560-24X4/P24X4) and ports 49/50 (OS6560-48X4/P48X4) require the OS6560-SW-PERF license to operate at 10G. Ports support 1G by default.

1. Uplink ports support 1Gbps only with this transceiver.
2. Supported for VFL connections only.
3. SFP-10G-C7M not supported on ports 53/54 for OS6560-48X4/P48X4 models.
4. Not supported on OS6560-X10.

5. Does not support VFL connections.

6. Minimum supported AOS version is 8.6R1 if the transceiver was purchased after May 2019.

7. Only the following models and ports support the SFP-10G-LRM.

OS6560-48X4/P48X4

- Ports 49-50 with OS6560-SW-PERF applied.
- Ports 51/52.

OS6560-P48Z16 (904044-90)

- Ports 49-52.

OS6560-X10

- Ports 1-8.

# OmniSwitch 6860 Compatibility

The following table shows the available transceivers and minimum release required for support:

Transceiver	OS6860/6860E (Excluding U28)	OS6860E-U28
<a href="#">SFP-GIG-SX</a>	8.1.1	8.1.1
<a href="#">SFP-GIG-LX</a>	8.1.1	8.1.1
<a href="#">SFP-GIG-LH40</a>	8.1.1	8.1.1
<a href="#">SFP-GIG-LH70</a>	8.1.1	8.1.1
<a href="#">SFP-GIG-CWD</a>	8.1.1	8.1.1
<a href="#">SFP-GIG-T<sup>1</sup></a>	8.1.1	8.1.1
<a href="#">SFP-1G-T</a>	8.6R2	8.6R2
<a href="#">SFP-GIG-EXTND</a>	8.1.1	8.1.1
<a href="#">SFP-GIG-BX-D</a>	8.1.1	8.1.1
<a href="#">SFP-GIG-BX-U</a>	8.1.1	8.1.1
<a href="#">SFP-GIG-BX-D20</a>	8.1.1	8.1.1
<a href="#">SFP-GIG-BX-U20</a>	8.1.1	8.1.1
<a href="#">SFP-GIG-BX-D40</a>	8.1.1	8.1.1
<a href="#">SFP-GIG-BX-U40</a>	8.1.1	8.1.1
<a href="#">SFP-DUAL-MM<sup>2</sup></a>	Not Supported	8.4.1.R01
<a href="#">SFP-DUAL-MM-N<sup>2</sup></a>	8.4.1.R01	8.4.1.R01
<a href="#">SFP-DUAL-SM10<sup>2</sup></a>	Not Supported	8.4.1.R01
<a href="#">SFP-DUAL-BX-D<sup>2</sup></a>	Not Supported	8.4.1.R01
<a href="#">SFP-DUAL-BX-U<sup>2</sup></a>	Not Supported	8.4.1.R01
<a href="#">SFP-100-BX20LT</a>	Not Supported	Not Supported
<a href="#">SFP-100-BX20NU</a>	Not Supported	Not Supported
<a href="#">SFP-100-BXLC-D</a>	Not Supported	8.1.1
<a href="#">SFP-100-BXLC-U</a>	Not Supported	8.1.1
<a href="#">SFP-100-LC-MM</a>	Not Supported	8.1.1
<a href="#">SFP-100-LC-SM15</a>	Not Supported	8.1.1
<a href="#">SFP-100-LC-SM40</a>	Not Supported	8.1.1
<a href="#">SFP-10G-SR</a>	8.1.1	8.1.1
<a href="#">SFP-10G-LR</a>	8.1.1	8.1.1
<a href="#">SFP-10G-ER</a>	8.1.1	8.1.1
<a href="#">SFP-10G-LRM</a>	8.1.1	8.1.1
<a href="#">SFP-10G-ZR</a>	8.2.1 or 8.6R1 <sup>6</sup>	8.2.1 or 8.6R1 <sup>6</sup>
<a href="#">SFP-10G-T</a>	8.3.1.R02	8.3.1.R02



Transceiver	OS6860/6860E (Excluding U28)	OS6860E-U28
<b>SFP-10G-C</b> - SFP-10G-C1M - SFP-10G-C3M - SFP-10G-C7M	8.1.1	8.1.1
<b>SFP-10G-24DWD80</b>	Not Supported	Not Supported
<b>SFP-10G-GIG-SR<sup>3</sup></b>	8.1.1	8.1.1
<b>SFP-10G-GIG-LR<sup>3</sup></b>	8.2.1	8.2.1
<b>SFP-10G-BX-D<sup>5</sup></b>	8.6R1	8.6R1
<b>SFP-10G-BX-U<sup>5</sup></b>	8.6R1	8.6R1
<b>SFP-10G-CWDM</b>	8.6R1	8.6R1
<b>SFP-FC-SR</b>	Not Supported	Not Supported
<b>QSFP-40G-SR<sup>4</sup></b>	8.1.1	8.1.1
<b>QSFP-40G-SR-BD</b>	Not Supported	Not Supported
<b>QSFP-40G-LR</b>	Not Supported	Not Supported
<b>QSFP-40G-ER</b>	Not Supported	Not Supported
<b>QSFP-40G-LM4</b>	Not Supported	Not Supported
<b>QSFP-40G-CLR</b>	Not Supported	Not Supported
<b>QSFP-40G-C<sup>4</sup></b> - QSFP-40G-C40CM - QSFP-40G-C1M - QSFP-40G-C3M - OS6860-CBL-100 - OS6860-CBL-300 - OS6860-CBL-40	8.1.1	8.1.1
<b>QSFP-4X10G-SR<sup>4</sup></b>	8.4.1.R01	8.4.1.R01
<b>QSFP-4X10G-C</b> - QSFP-4X10G-C1M - QSFP-4X10G-C3M - QSFP-4X10G-C5M	Not Supported	Not Supported
<b>QSFP-40G-AOC20M<sup>4</sup></b>	8.2.1	8.2.1
<b>SFP-GPON-B20</b>	Not Supported	Not Supported

1. OS6860E-U28 user ports (1 - 28) support 10/100/1000. All 6860 uplink ports support 1Gbps only with this transceiver. If manually setting the user port speed to 10M the transceiver must first be inserted before setting the speed.

2. Supports 100/1000 on OS6860E-U28 SFP user ports (1 - 28) only. Uplink ports support 1G only.

3. Not supported on OS6860E-U28 1G SFP user ports (1-28).

4. Supported for 20-Gigabit VFL connections only.

5. Does not support VFL connections.
6. Minimum supported AOS version is 8.6R1 if the transceiver was purchased after May 2019.

# OmniSwitch 6860N Compatibility

The following table shows the available transceivers and minimum release required for support:

Transceiver	OS6860N-P48Z	OS6860N-P48M	OS6860N-U28	OS68-XNI-U4	OS68-VNI-U4	OS68-QNI-U2
<a href="#">SFP-GIG-SX</a>	N/S	N/S	8.7R1	8.7R1	N/S	N/S
<a href="#">SFP-GIG-LX</a>	N/S	N/S	8.7R1	8.7R1	N/S	N/S
<a href="#">SFP-GIG-LH40</a>	N/S	N/S	8.7R1	8.7R1	N/S	N/S
<a href="#">SFP-GIG-LH70</a>	N/S	N/S	8.7R1	8.7R1	N/S	N/S
<a href="#">SFP-GIG-CWD</a>	N/S	N/S	N/S	N/S	N/S	N/S
<a href="#">SFP-GIG-T</a>	N/S	N/S	8.7R1	N/S	N/S	N/S
<a href="#">SFP-1G-T</a>	N/S	N/S	8.7R1	8.7R1	N/S	N/S
<a href="#">SFP-GIG-EXTND</a>	N/S	N/S	N/S	N/S	N/S	N/S
<a href="#">SFP-GIG-BX-D</a>	N/S	N/S	8.7R1	8.7R1	N/S	N/S
<a href="#">SFP-GIG-BX-U</a>	N/S	N/S	8.7R1	8.7R1	N/S	N/S
<a href="#">SFP-GIG-BX-D20</a>	N/S	N/S	8.7R1	8.7R1	N/S	N/S
<a href="#">SFP-GIG-BX-U20</a>	N/S	N/S	8.7R1	8.7R1	N/S	N/S
<a href="#">SFP-GIG-BX-D40</a>	N/S	N/S	8.7R1	8.7R1	N/S	N/S
<a href="#">SFP-GIG-BX-U40</a>	N/S	N/S	8.7R1	8.7R1	N/S	N/S
<a href="#">SFP-DUAL-MM</a>	N/S	N/S	N/S	N/S	N/S	N/S
<a href="#">SFP-DUAL-MM-N</a>	N/S	N/S	8.7R1	N/S	N/S	N/S
<a href="#">SFP-DUAL-SM10</a>	N/S	N/S	N/S	N/S	N/S	N/S
<a href="#">SFP-DUAL-BX-D</a>	N/S	N/S	8.7R1	8.7R1	N/S	N/S
<a href="#">SFP-DUAL-BX-U</a>	N/S	N/S	8.7R1	8.7R1	N/S	N/S
<a href="#">SFP-100-BX20LT</a>	N/S	N/S	N/S	N/S	N/S	N/S
<a href="#">SFP-100-BX20NU</a>	N/S	N/S	N/S	N/S	N/S	N/S
<a href="#">SFP-100-BXLC-D</a>	N/S	N/S	8.7R1	N/S	N/S	N/S
<a href="#">SFP-100-BXLC-U</a>	N/S	N/S	8.7R1	N/S	N/S	N/S
<a href="#">SFP-100-LC-MM</a>	N/S	N/S	8.7R1	N/S	N/S	N/S
<a href="#">SFP-100-LC-SM15</a>	N/S	N/S	8.7R1	N/S	N/S	N/S
<a href="#">SFP-100-LC-SM40</a>	N/S	N/S	8.7R1	N/S	N/S	N/S
<a href="#">SFP-10G-SR</a>	8.7R1	N/S	8.7R1	8.7R1	8.7R1	N/S
<a href="#">SFP-10G-LR</a>	8.7R1	N/S	8.7R1	8.7R1	8.7R1	N/S
<a href="#">SFP-10G-ER</a>	8.7R1	N/S	8.7R1	8.7R1	8.7R1	N/S
<a href="#">SFP-10G-LRM</a>	N/S	N/S	8.7R1	8.7R1	N/S	N/S
<a href="#">SFP-10G-ZR</a>	8.7R1	N/S	8.7R1	8.7R1	8.7R1	N/S
<a href="#">SFP-10G-T</a>	8.7R1	N/S	8.7R1	8.7R1	8.7R1	N/S

Transceiver	OS6860N- P48Z	OS6860N- P48M	OS6860N- U28	OS68- XNI-U4	OS68- VNI-U4	OS68- QNI-U2
<b>SFP-10G-C</b> - SFP-10G-C60CM - SFP-10G-C1M - SFP-10G-C3M - SFP-10G-C7M	8.7R1	N/S	8.7R1	8.7R1	8.7R1	N/S
<b>SFP-10G-24DWD80</b>	8.7R1	N/S	8.7R1	8.7R1	8.7R1	N/S
<b>SFP-10G-GIG-SR</b>	8.7R1	N/S	8.7R1	8.7R1	8.7R1	N/S
<b>SFP-10G-GIG-LR</b>	8.7R1	N/S	8.7R1	8.7R1	8.7R1	N/S
<b>SFP-10G-BX-D</b>	8.7R1	N/S	8.7R1	8.7R1	8.7R1	N/S
<b>SFP-10G-BX-U</b>	8.7R1	N/S	8.7R1	8.7R1	8.7R1	N/S
<b>SFP-10G-CWDM</b>	8.7R1	N/S	8.7R1	8.7R1	8.7R1	N/S
<b>SFP-25G-SR</b>	8.7R1	N/S	8.7R1	N/S	8.7R1	N/S
<b>SFP-25G-LR</b>	8.7R1	N/S	8.7R1	N/S	8.7R1	N/S
<b>SFP-25G-CLR</b>	8.7R1	N/S	8.7R1	N/S	8.7R1	N/S
<b>SFP-25G-A20M</b>	8.7R1	N/S	8.7R1	N/S	8.7R1	N/S
<b>SFP-25G-C</b> - SFP-25G-C1M - SFP-25G-C3M - SFP-25G-C5M	8.7R1	N/S	8.7R1	N/S	8.7R1	N/S
<b>SFP-FC-SR</b>	N/S	N/S	N/S	N/S	N/S	N/S
<b>QSFP-40G-SR</b>	8.7R1	8.7R1	8.7R1	N/S	N/S	8.7R1
<b>QSFP-40G-SR-BD</b>	8.7R1	8.7R1	8.7R1	N/S	N/S	8.7R1
<b>QSFP-40G-LR</b>	8.7R1	8.7R1	8.7R1	N/S	N/S	8.7R1
<b>QSFP-40G-ER</b>	8.7R1	8.7R1	8.7R1	N/S	N/S	8.7R1
<b>QSFP-40G-LM4</b>	8.7R1	8.7R1	8.7R1	N/S	N/S	8.7R1
<b>QSFP-40G-CLR</b>	8.7R1	8.7R1	8.7R1	N/S	N/S	8.7R1
<b>QSFP-40G-C</b> - QSFP-40G-C40CM - QSFP-40G-C1M - QSFP-40G-C3M - QSFP-40G-C7M	8.7R1	8.7R1	8.7R1	N/S	N/S	8.7R1
<b>QSFP-4X10G-SR</b>	8.7R1	8.7R1	8.7R1	N/S	N/S	8.7R1
<b>QSFP-4X10G-C</b> - QSFP-4X10G-C1M - QSFP-4X10G-C3M - QSFP-4X10G-C5M	N/S	N/S	N/S	N/S	N/S	N/S
<b>QSFP-40G-AOC20M</b>	8.7R1	8.7R1	8.7R1	N/S	N/S	8.7R1
<b>SFP-GPON-B20</b>	N/S	N/S	N/S	N/S	N/S	N/S

Transceiver	OS6860N- P48Z	OS6860N- P48M	OS6860N- U28	OS68- XNI-U4	OS68- VNI-U4	OS68- QNI-U2
<b>QSFP-4X25G-C</b> - QSFP-4X25G-C1M - QSFP-4X25G-C3M - QSFP-4X25G-C5M	N/S	N/S	N/S	N/S	N/S	N/S
<b>QSFP-100G-SR4</b>	8.7R1	8.7R1	8.7R1	N/S	N/S	N/S
<b>QSFP-100G-LR4</b>	8.7R1	8.7R1	8.7R1	N/S	N/S	N/S
<b>QSFP-100G-CLR4</b>	8.7R1	8.7R1	8.7R1	N/S	N/S	N/S
<b>QSFP-100G-A20M</b>	8.7R1	8.7R1	8.7R1	N/S	N/S	N/S
<b>QSFP-100G-CWDM4</b>	8.7R1	8.7R1	8.7R1	N/S	N/S	N/S
<b>QSFP-100G-C</b> - QSFP-100G-C1M - QSFP-100G-C3M - QSFP-100G-C5M	8.7R1	8.7R1	8.7R1	N/S	N/S	N/S

# OmniSwitch 6865 Compatibility

The following table shows the available transceivers and minimum release required for support:

Transceiver	OS6865
<a href="#">iSFP-GIG-SX</a>	8.3.1
<a href="#">iSFP-GIG-LX</a>	8.3.1
<a href="#">iSFP-GIG-LH40</a>	8.3.1
<a href="#">iSFP-GIG-LH70</a>	8.3.1
<a href="#">iSFP-GIG-T</a>	8.3.1
<a href="#">iSFP-GIG-BX-D</a>	8.3.1
<a href="#">iSFP-GIG-BX-U</a>	8.3.1
<a href="#">iSFP-10G-LR</a>	8.3.1
<a href="#">iSFP-10G-ER</a>	8.3.1
<a href="#">iSFP-10G-ZR</a>	8.7R1
<a href="#">iSFP-10G-C</a>	8.3.1
<a href="#">OS6865-CBL-40/100/300</a>	8.4.1.R01
<a href="#">iSFP-100-MM</a>	8.4.1.R01
<a href="#">iSFP-100-SM15</a>	8.4.1.R01
<a href="#">iSFP-100-SM40</a>	8.4.1.R01
<a href="#">SFP-GPON-B20</a>	Not Supported

# OmniSwitch 6900 Compatibility

The following table shows the available transceivers and minimum release required for support:

Transceiver	OS6900- X20/X40	OS6900- Q32	OS6900- X72	XNI-U4/ U12	HNI-U6	QNI-U3	XNI-U12E
<a href="#">SFP-GIG-SX</a>	7.2.1	N/S	7.3.4.R02	7.2.1	7.2.1.R02	N/S	7.3.3
<a href="#">SFP-GIG-LX</a>	7.2.1	N/S	7.3.4.R02	7.2.1	7.2.1.R02	N/S	7.3.3
<a href="#">SFP-GIG-LH40</a>	7.2.1	N/S	7.3.4.R02	7.2.1	7.2.1.R02	N/S	7.3.3
<a href="#">SFP-GIG-LH70</a>	7.2.1	N/S	7.3.4.R02	7.2.1	7.2.1.R02	N/S	7.3.3
<a href="#">SFP-GIG-CWD</a>	N/S	N/S	N/S	N/S	N/S	N/S	N/S
<a href="#">SFP-GIG-T</a>	7.2.1 <sup>1</sup>	N/S	7.3.4.R02 <sup>1</sup>	7.2.1 <sup>1</sup>	N/S	N/S	7.3.3 <sup>1</sup>
<a href="#">SFP-1G-T</a>	8.6R2	N/S	8.6R2	8.6R2	8.6R2	N/S	8.6R2
<a href="#">SFP-GIG-EXTND</a>	7.2.1	N/S	7.3.4.R02	7.2.1	N/S	N/S	7.3.3
<a href="#">SFP-GIG-BX-D</a>	7.2.1	N/S	7.3.4.R02	7.2.1	7.2.1	N/S	7.3.3
<a href="#">SFP-GIG-BX-U</a>	7.2.1	N/S	7.3.4.R02	7.2.1	7.2.1	N/S	7.3.3
<a href="#">SFP-GIG-BX-D20</a>				N/S			
<a href="#">SFP-GIG-BX-U20</a>				N/S			
<a href="#">SFP-GIG-BX-D40</a>				N/S			
<a href="#">SFP-GIG-BX-U40</a>				N/S			
<a href="#">SFP-DUAL-MM</a>				N/S			
<a href="#">SFP-DUAL-MM-N</a>				N/S			
<a href="#">SFP-DUAL-SM10</a>				N/S			
<a href="#">SFP-DUAL-BX-D</a>				N/S			
<a href="#">SFP-DUAL-BX-U</a>				N/S			
<a href="#">SFP-100-BX20LT</a>				N/S			
<a href="#">SFP-100-BX20NU</a>				N/S			
<a href="#">SFP-100-BXLC-D</a>				N/S			
<a href="#">SFP-100-BXLC-U</a>				N/S			
<a href="#">SFP-100-LC-MM</a>				N/S			
<a href="#">SFP-100-LC-SM15</a>				N/S			
<a href="#">SFP-100-LC-SM40</a>				N/S			
<a href="#">SFP-10G-SR</a>	7.2.1	N/S	7.3.4.R02	7.2.1	7.2.1	N/S	7.3.3
<a href="#">SFP-10G-LR</a>	7.2.1	N/S	7.3.4.R02	7.2.1	7.2.1	N/S	7.3.3
<a href="#">SFP-10G-ER</a>	7.2.1	N/S	7.3.4.R02	7.2.1	7.2.1	N/S	7.3.3
<a href="#">SFP-10G-LRM</a>	7.2.1	N/S	N/S	7.2.1	7.2.1	N/S	7.3.3
<a href="#">SFP-10G-ZR</a>	7.3.4 or 8.6R1 <sup>3</sup>	N/S	7.3.4.R02 or 8.6R1 <sup>3</sup>	7.3.4 or 8.6R1 <sup>3</sup>	7.3.4 or 8.6R1 <sup>3</sup>	N/S	7.3.4 or 8.6R1 <sup>3</sup>
<a href="#">SFP-10G-T</a>	N/S	N/S	8.3.1.R02	N/S	N/S	N/S	N/S
<a href="#">SFP-10G-C</a> - <a href="#">SFP-10G-C1M</a> - <a href="#">SFP-10G-C3M</a> - <a href="#">SFP-10G-C7M</a>	7.2.1	N/S	7.3.4.R02	7.2.1	7.2.1	N/S	7.3.3
<a href="#">SFP-10G-24DWD80</a>	7.3.1	N/S	7.3.4.R02	7.3.1	7.3.1	N/S	7.3.3
<a href="#">SFP-10G-GIG-SR</a>	7.3.1	N/S	7.3.4.R02	7.3.1	7.3.1	N/S	7.3.3

Transceiver	OS6900- X20/X40	OS6900- Q32	OS6900- X72	XNI-U4/ U12	HNI-U6	QNI-U3	XNI-U12E
<b>SFP-10G-GIG-LR</b>	7.3.1	N/S	7.3.4.R02	7.3.1	7.3.1	N/S	7.3.3
<b>SFP-10G-BX-D<sup>2</sup></b>	8.6R1	N/S	8.6R1	8.6R1	8.6R1	N/S	8.6R1
<b>SFP-10G-BX-U<sup>2</sup></b>	8.6R1	N/S	8.6R1	8.6R1	8.6R1	N/S	8.6R1
<b>SFP-10G-CWDM</b>	8.6R1	N/S	8.6R1	8.6R1	8.6R1	N/S	8.6R1
<b>SFP-FC-SR</b>	N/S	N/S	N/S	N/S	N/S	N/S	7.3.3
<b>SFP-25G-SR</b>	N/S	N/S	N/S	N/S	N/S	N/S	N/S
<b>SFP-25G-LR</b>	N/S	N/S	N/S	N/S	N/S	N/S	N/S
<b>SFP-25G-CLR</b>	N/S	N/S	N/S	N/S	N/S	N/S	N/S
<b>SFP-25G-A20M</b>	N/S	N/S	N/S	N/S	N/S	N/S	N/S
<b>SFP-25G-C</b> - SFP-25G-C1M - SFP-25G-C3M - SFP-25G-C5M	N/S	N/S	N/S	N/S	N/S	N/S	N/S
<b>QSFP-40G-SR</b>	N/S	7.3.4	7.3.4.R02	N/S	7.2.1.R02	7.2.1.R02	N/S
<b>QSFP-40G-SR-BD<sup>2</sup></b>	N/S	8.3.1.R02	8.3.1.R02	N/S	8.4.1.R01	8.4.1.R01	N/S
<b>QSFP-40G-LR</b>	N/S	7.3.4	7.3.4.R02	N/S	7.3.1.R01	7.3.1.R01	N/S
<b>QSFP-40G-ER</b>	N/S	8.6R1	8.6R1	N/S	N/S	N/S	N/S
<b>QSFP-40G-LM4</b>	N/S	N/S	N/S	N/S	N/S	N/S	N/S
<b>QSFP-40G-CLR</b>	N/S	8.5R1	N/S	N/S	N/S	8.5R1	N/S
<b>QSFP-40G-C</b> - QSFP-40G-C40CM - QSFP-40G-C1M - QSFP-40G-C3M - QSFP-40G-C7M	N/S	7.3.4	7.3.4.R02	N/S	7.2.1.R02	7.2.1.R02	N/S
<b>QSFP-4X10G-SR</b>	N/S	7.3.4	7.3.4.R02	N/S	N/S	N/S	N/S
<b>QSFP-4X10G-C</b> - QSFP-4X10G-C1M - QSFP-4X10G-C3M - QSFP-4X10G-C5M	N/S	7.3.4	7.3.4.R02	N/S	N/S	N/S	N/S
<b>QSFP-4X25G-C</b>	N/S	N/S	N/S	N/S	N/S	N/S	N/S
<b>QSFP-40G-AOC20M</b>	N/S	8.3.1.R02	8.3.1.R02	N/S	8.3.1.R02	8.3.1.R02	N/S
<b>QSFP-100G-SR4</b>	N/S	N/S	N/S	N/S	N/S	N/S	N/S
<b>QSFP-100G-LR4</b>	N/S	N/S	N/S	N/S	N/S	N/S	N/S
<b>QSFP-100G-CLR4</b>	N/S	N/S	N/S	N/S	N/S	N/S	N/S
<b>QSFP-100G-A20M</b>	N/S	N/S	N/S	N/S	N/S	N/S	N/S
<b>QSFP-100G-CWDM4</b>	N/S	N/S	N/S	N/S	N/S	N/S	N/S
<b>QSFP-100G-C</b> - QSFP-100G-C1M - QSFP-100G-C3M - QSFP-100G-C5M	N/S	N/S	N/S	N/S	N/S	N/S	N/S
<b>SFP-GPON-B20</b>	N/S	N/S	N/S	N/S	N/S	N/S	N/S



1. Supports 1G only.
2. Does not support VFL connections.
3. Minimum supported AOS version is 8.6R1 if the transceiver was purchased after May 2019.

**Note:** When connecting any 25G/40G/100G direct-attached cable between any combination of OS6900-V72, OS6900-C32, or OS9900 modules, auto-negotiation must be disabled on both ends.

# OmniSwitch 6900-V72/C32 Compatibility

The following table shows the available transceivers and minimum release required for support:

Transceiver	OS6900-V72	OS6900-C32
<a href="#">SFP-GIG-SX</a>	N/S	N/S
<a href="#">SFP-GIG-LX</a>	N/S	N/S
<a href="#">SFP-GIG-LH40</a>	N/S	N/S
<a href="#">SFP-GIG-LH70</a>	N/S	N/S
<a href="#">SFP-GIG-CWD</a>	N/S	N/S
<a href="#">SFP-GIG-T</a>	N/S	N/S
<a href="#">SFP-1G-T</a>	N/S	N/S
<a href="#">SFP-GIG-EXTND</a>	N/S	N/S
<a href="#">SFP-GIG-BX-D</a>	N/S	N/S
<a href="#">SFP-GIG-BX-U</a>	N/S	N/S
<a href="#">SFP-GIG-BX-D20</a>	N/S	N/S
<a href="#">SFP-GIG-BX-U20</a>	N/S	N/S
<a href="#">SFP-GIG-BX-D40</a>	N/S	N/S
<a href="#">SFP-GIG-BX-U40</a>	N/S	N/S
<a href="#">SFP-DUAL-MM</a>	N/S	N/S
<a href="#">SFP-DUAL-MM-N</a>	N/S	N/S
<a href="#">SFP-DUAL-SM10</a>	N/S	N/S
<a href="#">SFP-DUAL-BX-D</a>	N/S	N/S
<a href="#">SFP-DUAL-BX-U</a>	N/S	N/S
<a href="#">SFP-100-BX20LT</a>	N/S	N/S
<a href="#">SFP-100-BX20NU</a>	N/S	N/S
<a href="#">SFP-100-BXLC-D</a>	N/S	N/S
<a href="#">SFP-100-BXLC-U</a>	N/S	N/S
<a href="#">SFP-100-LC-MM</a>	N/S	N/S
<a href="#">SFP-100-LC-SM15</a>	N/S	N/S
<a href="#">SFP-100-LC-SM40</a>	N/S	N/S
<a href="#">SFP-10G-SR</a>	8.5R2	N/S
<a href="#">SFP-10G-LR</a>	8.5R2	N/S
<a href="#">SFP-10G-ER</a>	8.5R2	N/S
<a href="#">SFP-10G-LRM</a>	N/S	N/S
<a href="#">SFP-10G-ZR</a>	8.5R2 or 8.6R1 <sup>3</sup>	N/S
<a href="#">SFP-10G-T</a>	8.6R2	N/S

Transceiver	OS6900-V72	OS6900-C32
<b>SFP-10G-C</b>	8.5R2	N/S
- SFP-10G-C1M		
- SFP-10G-C3M		
- SFP-10G-C7M		
<b>SFP-10G-24DWD80</b>	8.5R2	N/S
<b>SFP-10G-GIG-SR</b>	N/S	N/S
<b>SFP-10G-GIG-LR</b>	8.5R2 <sup>1</sup>	N/S
<b>SFP-10G-BX-D<sup>2</sup></b>	8.6R1	N/S
<b>SFP-10G-BX-U<sup>2</sup></b>	8.6R1	N/S
<b>SFP-10G-CWDM</b>	8.6R1	N/S
<b>SFP-FC-SR</b>	N/S	N/S
<b>SFP-25G-SR</b>	8.5R2	N/S
<b>SFP-25G-LR</b>	8.5R2	N/S
<b>SFP-25G-CLR</b>	8.5R2	N/S
<b>SFP-25G-A20M</b>	8.5R2	N/S
<b>SFP-25G-C</b>	8.5R2	N/S
- SFP-25G-C1M		
- SFP-25G-C3M		
- SFP-25G-C5M		
<b>QSFP-40G-SR</b>	8.5R2	8.5R2
<b>QSFP-40G-SR-BD<sup>2</sup></b>	8.5R2	8.5R2
<b>QSFP-40G-LR</b>	8.5R2	8.5R2
<b>QSFP-40G-ER</b>	8.6R1	8.6R1
<b>QSFP-40G-LM4</b>	N/S	N/S
<b>QSFP-40G-CLR</b>	8.5R2	8.5R2
<b>QSFP-40G-C</b>	8.5R2	8.5R2
- QSFP-40G-C40CM		
- QSFP-40G-C1M		
- QSFP-40G-C3M		
- QSFP-40G-C7M		
<b>QSFP-4X10G-SR</b>	8.5R2	8.5R2
<b>QSFP-4X10G-C</b>	8.5R2	8.5R2
- QSFP-4X10G-C1M		
- QSFP-4X10G-C3M		
- QSFP-4X10G-C5M		
<b>QSFP-4X25G-C</b>	8.5R4	8.5R4
- QSFP-4X25G-C1M		
- QSFP-4X25G-C3M		
- QSFP-4X25G-C5M		
<b>QSFP-40G-AOC20M</b>	8.5R2	8.5R2
<b>QSFP-100G-SR4</b>	8.5R2	8.5R2

Transceiver	OS6900-V72	OS6900-C32
<b>QSFP-100G-LR4</b>	8.5R2	8.5R2
<b>QSFP-100G-CLR4</b>	8.5R2	8.5R2
<b>QSFP-100G-A20M</b>	8.5R2	8.5R2
<b>QSFP-100G-CWDM4</b>	8.5R2	8.5R2
<b>QSFP-100G-C</b> - QSFP-100G-C1M - QSFP-100G-C3M - QSFP-100G-C5M	8.5R2	8.5R2
<b>SFP-GPON-B20</b>	N/S	N/S

1. Supports 10G only.
2. Does not support VFL connections.
3. Minimum supported AOS version is 8.6R1 if the transceiver was purchased after May 2019.

# OmniSwitch OS6900-T48C6/X48C6 Compatibility

The following table shows the available transceivers and minimum release required for support:

Transceiver	OS6900-T48C6	OS6900-X48C6
<a href="#">SFP-GIG-SX</a>	N/S	8.7R1
<a href="#">SFP-GIG-LX</a>	N/S	8.7R1
<a href="#">SFP-GIG-LH40</a>	N/S	8.7R1
<a href="#">SFP-GIG-LH70</a>	N/S	8.7R1
<a href="#">SFP-GIG-CWD</a>	N/S	N/S
<a href="#">SFP-GIG-T</a>	N/S	8.7R1
<a href="#">SFP-IG-T</a>	N/S	8.7R1
<a href="#">SFP-GIG-EXTND</a>	N/S	N/S
<a href="#">SFP-GIG-BX-D</a>	N/S	8.7R1
<a href="#">SFP-GIG-BX-U</a>	N/S	8.7R1
<a href="#">SFP-GIG-BX-D20</a>	N/S	8.7R1
<a href="#">SFP-GIG-BX-U20</a>	N/S	8.7R1
<a href="#">SFP-GIG-BX-D40</a>	N/S	8.7R1
<a href="#">SFP-GIG-BX-U40</a>	N/S	8.7R1
<a href="#">SFP-DUAL-MM</a>	N/S	N/S
<a href="#">SFP-DUAL-MM-N</a>	N/S	8.7R1
<a href="#">SFP-DUAL-SM10</a>	N/S	N/S
<a href="#">SFP-DUAL-BX-D</a>	N/S	8.7R1
<a href="#">SFP-DUAL-BX-U</a>	N/S	8.7R1
<a href="#">SFP-100-BX20LT</a>	N/S	N/S
<a href="#">SFP-100-BX20NU</a>	N/S	N/S
<a href="#">SFP-100-BXLC-D</a>	N/S	N/S
<a href="#">SFP-100-BXLC-U</a>	N/S	N/S
<a href="#">SFP-100-LC-MM</a>	N/S	N/S
<a href="#">SFP-100-LC-SM15</a>	N/S	N/S
<a href="#">SFP-100-LC-SM40</a>	N/S	N/S
<a href="#">SFP-10G-SR</a>	N/S	8.7R1
<a href="#">SFP-10G-LR</a>	N/S	8.7R1
<a href="#">SFP-10G-ER</a>	N/S	8.7R1
<a href="#">SFP-10G-LRM</a>	N/S	N/S
<a href="#">SFP-10G-ZR</a>	N/S	8.7R1
<a href="#">SFP-10G-T</a>	N/S	8.7R1

Transceiver	OS6900-T48C6	OS6900-X48C6
<b>SFP-10G-C</b> - SFP-10G-C60CM - SFP-10G-C1M - SFP-10G-C3M - SFP-10G-C7M	N/S	8.7R1
<b>SFP-10G-24DWD80</b>	N/S	8.7R1
<b>SFP-10G-GIG-SR</b>	N/S	8.7R1
<b>SFP-10G-GIG-LR</b>	N/S	8.7R1
<b>SFP-10G-BX-D</b>	N/S	8.7R1
<b>SFP-10G-BX-U</b>	N/S	8.7R1
<b>SFP-10G-CWDM</b>	N/S	8.7R1
<b>SFP-FC-SR</b>	N/S	N/S
<b>SFP-25G-SR</b>	N/S	N/S
<b>SFP-25G-LR</b>	N/S	N/S
<b>SFP-25G-CLR</b>	N/S	N/S
<b>SFP-25G-A20M</b>	N/S	N/S
<b>SFP-25G-C</b> - SFP-25G-C1M - SFP-25G-C3M - SFP-25G-C5M	N/S	N/S
<b>QSFP-40G-SR</b>	8.7R1	8.7R1
<b>QSFP-40G-SR-BD</b>	8.7R1	8.7R1
<b>QSFP-40G-LR</b>	8.7R1	8.7R1
<b>QSFP-40G-ER</b>	8.7R1	8.7R1
<b>QSFP-40G-LM4</b>	8.7R1	8.7R1
<b>QSFP-40G-CLR</b>	8.7R1	8.7R1
<b>QSFP-40G-C<sup>1</sup></b> - QSFP-40G-C40CM - QSFP-40G-C1M - QSFP-40G-C3M - QSFP-40G-C7M	8.7R1	8.7R1
<b>QSFP-4X10G-SR</b>	N/S	N/S
<b>QSFP-4X10G-C</b> - QSFP-4X10G-C1M - QSFP-4X10G-C3M - QSFP-4X10G-C5M	N/S	N/S
<b>QSFP-4X25G-C</b> - QSFP-4X25G-C1M - QSFP-4X25G-C3M - QSFP-4X25G-C5M	N/S	N/S
<b>QSFP-40G-AOC20M</b>	8.7R1	8.7R1

Transceiver	OS6900-T48C6	OS6900-X48C6
<b>QSFP-100G-SR4</b>	8.7R1	8.7R1
<b>QSFP-100G-LR4</b>	8.7R1	8.7R1
<b>QSFP-100G-CLR4</b>	8.7R1	8.7R1
<b>QSFP-100G-A20M</b>	8.7R1	8.7R1
<b>QSFP-100G-CWDM4</b>	8.7R1	8.7R1
<b>QSFP-100G-C</b> - QSFP-100G-C1M - QSFP-100G-C3M - QSFP-100G-C5M	8.7R1	8.7R1
<b>SFP-GPON-B20</b>	N/S	N/S

1. The QSFP-40G-C7M is not supported.

# OmniSwitch 9900 Compatibility

The following table shows the available transceivers and minimum release required for support:

Transceiver	OS99-CMM	OS99-XNI-U48	OS99-GNI-U48	OS99-CNI-U8	OS99-XNI-U24	OS99-XNI-U12Q	OS99-XNI-UP24Q2
<a href="#">SFP-GIG-SX</a>	N/S	8.3.1	8.4.1.R01	N/S	8.5R4	8.6R1	8.6R1
<a href="#">SFP-GIG-LX</a>	N/S	8.3.1	8.4.1.R01	N/S	8.5R4	8.6R1	8.6R1
<a href="#">SFP-GIG-LH40</a>	N/S	8.3.1	8.4.1.R01	N/S	8.5R4	8.6R1	8.6R1
<a href="#">SFP-GIG-LH70</a>	N/S	8.3.1	8.4.1.R01	N/S	8.5R4	8.6R1	8.6R1
<a href="#">SFP-GIG-CWD</a>	N/S	N/S	8.4.1.R01	N/S	N/S	N/S	N/S
<a href="#">SFP-GIG-T</a>	N/S	8.3.1 <sup>1</sup>	8.4.1.R01	N/S	8.5R4 <sup>1</sup>	8.6R1	8.6R1
<a href="#">SFP-1G-T</a>	N/S	8.6R2	8.6R2	N/S	8.6R2	8.6R2	8.6R2
<a href="#">SFP-GIG-EXTND</a>	N/S	8.3.1	8.4.1.R01	N/S	8.5R4	8.6R1	8.6R1
<a href="#">SFP-GIG-BX-D</a>	N/S	8.3.1	8.4.1.R01	N/S	8.5R4	8.6R1	8.6R1
<a href="#">SFP-GIG-BX-U</a>	N/S	8.3.1	8.4.1.R01	N/S	8.5R4	8.6R1	8.6R1
<a href="#">SFP-GIG-BX-D20</a>	N/S	8.3.1.R02	8.4.1.R01	N/S	8.5R4	N/S	N/S
<a href="#">SFP-GIG-BX-U20</a>	N/S	8.3.1.R02	8.4.1.R01	N/S	8.5R4	N/S	N/S
<a href="#">SFP-GIG-BX-D40</a>	N/S	N/S	8.4.1.R01	N/S	N/S	N/S	N/S
<a href="#">SFP-GIG-BX-U40</a>	N/S	N/S	8.4.1.R01	N/S	N/S	N/S	N/S
<a href="#">SFP-DUAL-MM</a>	N/S	8.3.1.R02 <sup>1</sup>	8.4.1.R01	N/S	N/S	N/S	N/S
<a href="#">SFP-DUAL-MM-N</a>	N/S	8.3.1.R02 <sup>1</sup>	8.4.1.R01	N/S	8.5R4 <sup>1</sup>	N/S	N/S
<a href="#">SFP-DUAL-SM10</a>	N/S	N/S	8.4.1.R01	N/S	N/S	N/S	N/S
<a href="#">SFP-DUAL-BX-D</a>	N/S	N/S	8.4.1.R01	N/S	N/S	N/S	N/S
<a href="#">SFP-DUAL-BX-U</a>	N/S	N/S	8.4.1.R01	N/S	N/S	N/S	N/S
<a href="#">SFP-100-BX20LT</a>	N/S	N/S	N/S	N/S	N/S	N/S	N/S
<a href="#">SFP-100-BX20NU</a>	N/S	N/S	N/S	N/S	N/S	N/S	N/S
<a href="#">SFP-100-BXLC-D</a>	N/S	N/S	8.4.1.R01	N/S	N/S	N/S	N/S
<a href="#">SFP-100-BXLC-U</a>	N/S	N/S	8.4.1.R01	N/S	N/S	N/S	N/S
<a href="#">SFP-100-LC-MM</a>	N/S	N/S	8.4.1.R01	N/S	N/S	N/S	N/S
<a href="#">SFP-100-LC-SM15</a>	N/S	N/S	8.4.1.R01	N/S	N/S	N/S	N/S
<a href="#">SFP-100-LC-SM40</a>	N/S	N/S	8.4.1.R01	N/S	N/S	N/S	N/S
<a href="#">SFP-10G-SR</a>	N/S	8.3.1	N/S	N/S	8.5R4	8.6R1	8.6R1
<a href="#">SFP-10G-LR</a>	N/S	8.3.1	N/S	N/S	8.5R4	8.6R1	8.6R1
<a href="#">SFP-10G-ER</a>	N/S	8.3.1	N/S	N/S	8.5R4	8.6R1	8.6R1
<a href="#">SFP-10G-LRM</a>	N/S	8.3.1	N/S	N/S	8.5R4	8.6R1	8.6R1
<a href="#">SFP-10G-ZR</a>	N/S	8.3.1 <sup>3</sup>	N/S	N/S	8.5R4 <sup>3</sup>	8.6R1	8.6R1



Transceiver	OS99-CMM	OS99-XNI-U48	OS99-GNI-U48	OS99-CNI-U8	OS99-XNI-U24	OS99-XNI-U12Q	OS99-XNI-UP24Q2
<b>SFP-10G-T</b>	N/S	8.3.1.R02	N/S	N/S	8.5R4	8.6R1	8.6R1
<b>SFP-10G-C</b> - SFP-10G-C1M - SFP-10G-C3M - SFP-10G-C7M	N/S	8.3.1	N/S	N/S	8.5R4	8.6R1	8.6R1
<b>SFP-10G-24DWD80</b>	N/S	8.3.1	N/S	N/S	8.5R4	8.6R1	8.6R1
<b>SFP-10G-GIG-SR</b>	N/S	8.3.1	N/S	N/S	8.5R4	8.6R1	8.6R1
<b>SFP-10G-GIG-LR</b>	N/S	8.3.1	N/S	N/S	8.5R4	8.6R1	8.6R1
<b>SFP-10G-BX-D<sup>2</sup></b>	N/S	8.6R1	N/S	N/S	8.6R1	8.6R1	8.6R1
<b>SFP-10G-BX-U<sup>2</sup></b>	N/S	8.6R1	N/S	N/S	8.6R1	8.6R1	8.6R1
<b>SFP-10G-CWDM</b>	N/S	8.6R1	N/S	N/S	8.6R1	8.6R1	8.6R1
<b>SFP-FC-SR</b>	N/S	N/S	N/S	N/S	N/S	N/S	N/S
<b>QSFP-40G-SR</b>	8.3.1.R02	N/S	N/S	8.4.1.R03	N/S	8.6R1	8.6R1
<b>QSFP-40G-SR-BD<sup>2</sup></b>	8.3.1.R02	N/S	N/S	8.4.1.R03	N/S	8.6R1	8.6R1
<b>QSFP-40G-LR</b>	8.3.1.R02	N/S	N/S	8.4.1.R03	N/S	8.6R1	8.6R1
<b>QSFP-40G-ER</b>	8.6R1	N/S	N/S	8.6R1	N/S	8.6R1	8.6R1
<b>QSFP-40G-LM4</b>	N/S	N/S	N/S	N/S	N/S	8.6R1	8.6R1
<b>QSFP-40G-CLR</b>	8.5R1	N/S	N/S	8.5R1	N/S	8.6R1	8.6R1
<b>QSFP-40G-C</b> - QSFP-40G-C40CM - QSFP-40G-C1M - QSFP-40G-C3M - QSFP-40G-C7M	8.3.1.R02	N/S	N/S	8.4.1.R03	N/S	8.6R1	8.6R1
<b>QSFP-4X10G-SR</b>	8.3.1.R02	N/S	N/S	8.4.1.R03	N/S	8.6R1	8.6R1
<b>QSFP-4X10G-C</b> - QSFP-4X10G-C1M - QSFP-4X10G-C3M - QSFP-4X10G-C5M	8.3.1.R02	N/S	N/S	8.4.1.R03	N/S	8.6R1	8.6R1
<b>QSFP-40G-AOC20M</b>	8.3.1.R02	N/S	N/S	8.4.1.R03	N/S	8.6R1	8.6R1
<b>QSFP-100G-SR4</b>	N/S	N/S	N/S	8.4.1.R03	N/S	N/S	N/S
<b>QSFP-100G-LR4</b>	N/S	N/S	N/S	8.4.1.R03	N/S	N/S	N/S
<b>QSFP-100G-CLR4</b>	N/S	N/S	N/S	8.4.1.R03	N/S	N/S	N/S
<b>QSFP-100G-A20M</b>	N/S	N/S	N/S	8.4.1.R03	N/S	N/S	N/S
<b>QSFP-100G-CWDM4</b>	N/S	N/S	N/S	8.4.1.R03	N/S	N/S	N/S
<b>QSFP-100G-C</b> - QSFP-100G-C1M - QSFP-100G-C3M - QSFP-100G-C5M	N/S	N/S	N/S	8.4.1.R03	N/S	N/S	N/S

Transceiver	OS99-CMM	OS99-XNI-U48	OS99-GNI-U48	OS99-CNI-U8	OS99-XNI-U24	OS99-XNI-U12Q	OS99-XNI-UP24Q2
<b>QSFP-4X25G-C</b>	N/S	N/S	N/S	N/S <sup>4</sup>	N/S	N/S	N/S
<b>SFP-GPON-B20</b>	N/S	N/S	N/S	N/S	N/S	N/S	N/S

1. Supports 1G only.
2. Does not support VFL connections.
3. Minimum supported AOS version is 8.6R1 if the transceiver was purchased after May 2019.
4. Beginning in AOS release 8.7R1 an error message will be displayed when this transceiver is inserted.